

SPRING 2015

STYLE ■ COMFORT ■ IDEAS ■ REAL ESTATE

ourhomes

R E G I O N O F W A T E R L O O

top-to-bottom
RE-DESIGN

small **BIG**
ADDITION *change*

SPRING YARD RESCUE
WHO TO CALL

plus

EASY SCANDI STYLE

DIY CHALKBOARDS

**BEAUTIFUL EDIBLES
FOR YOUR GARDEN**



Artist's rendering only, may differ from actual plan. See sales representative for details.



Artist's rendering only, may differ from actual plan. See sales representative for details.

40-2465

*Quality
Craftsmanship
Luxury
Reputation*



Building fine homes since 1994
www.heislerhomes.ca



Are you looking for a neighbourhood with features such as walking trails, golf course, sports fields, parks, walk to Italian Café, animal hospital, pharmacy and more?

Are you looking for top quality new home construction with no compromise?

If you are looking, please visit our model at 109 Oak Park Drive, Waterloo. You will not be disappointed.

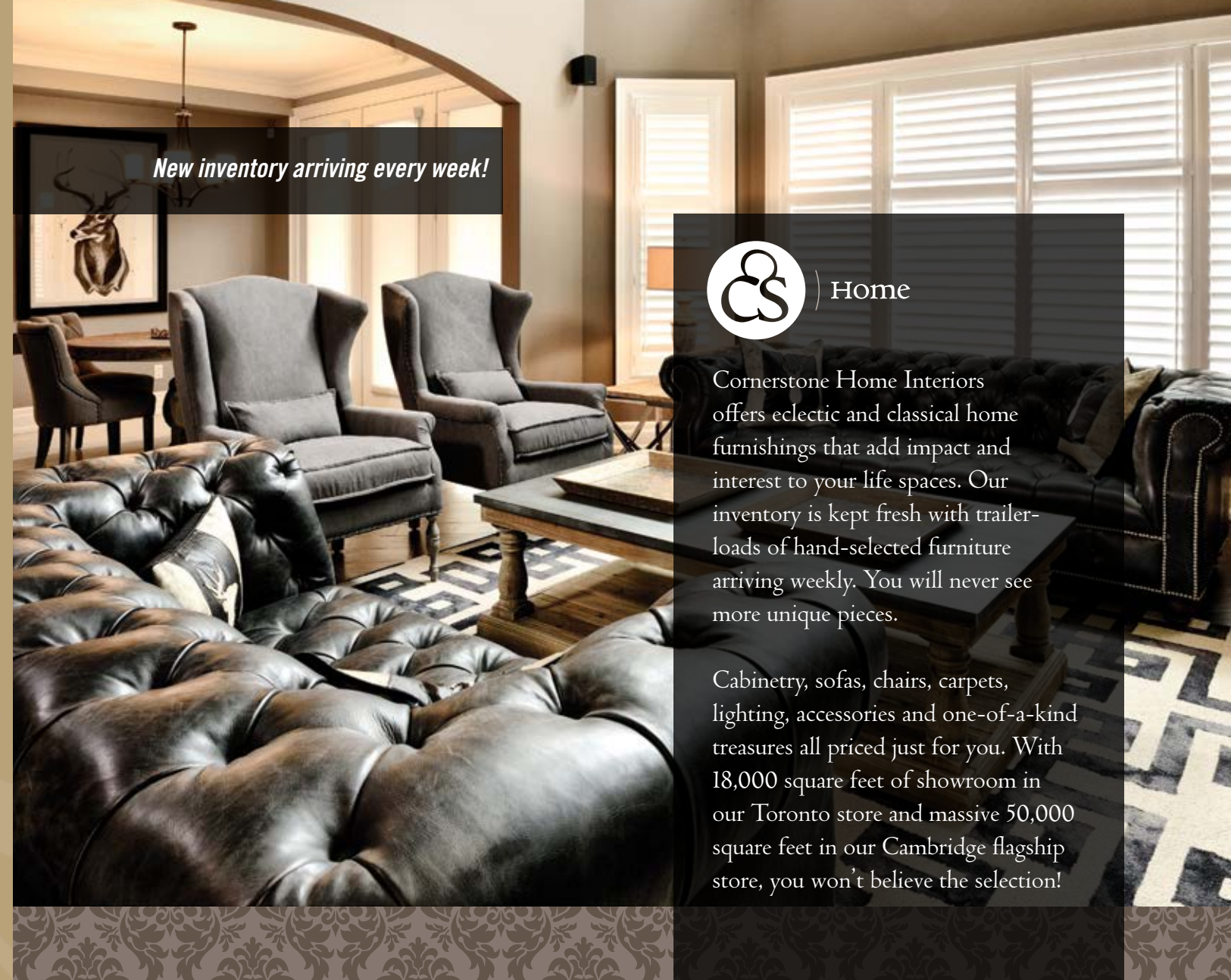
Our Phase 1 is complete, the model is for sale.

Construction has begun in Phase 2, a new model is now open at 302 Grey Silo Road, Waterloo.

Townhomes from \$423,994 • Singles from \$563,151

Model Home hours:
Sat. & Sun. 1pm – 5pm
Mon., Tues., Wed. & Thurs. 4pm – 7 pm

Contact Sandra Reier
sreier@coldwellbankerpbr.com
519.742.5800 ext. 2234



New inventory arriving every week!



Cornerstone Home Interiors offers eclectic and classical home furnishings that add impact and interest to your life spaces. Our inventory is kept fresh with trailer-loads of hand-selected furniture arriving weekly. You will never see more unique pieces.

Cabinetry, sofas, chairs, carpets, lighting, accessories and one-of-a-kind treasures all priced just for you. With 18,000 square feet of showroom in our Toronto store and massive 50,000 square feet in our Cambridge flagship store, you won't believe the selection!

CORNERSTONE

Home Interiors

Livable Luxury, Thoughtfully Priced.

TORONTO
2886 Dundas Street West
T 416 767 8170

CAMBRIDGE
90 Main Street
T 519 740 9991

cornerstonefurniture.ca

/CornerstoneHome /CSHome

We Are Your

One Stop Shop for...

Design Services:

- ◆ In Home Consultation
- ◆ Concept Development
- ◆ Creative 3D Style Presentations
- ◆ New Home Selections
- ◆ Repurposing Program
- ◆ Custom Window Solutions
- ◆ Finishing Details for Your Home

(to bring your home to the next level or to help you sell)



Custom *Canadian* made Seating.
Available in Various Patterns & Colors.
We can help you select the perfect look!

NEW! Designer Resource Membership
Coming Fall 2015

Décor Boutique:

- ◆ Great Spot for Whimsical Gifts
- ◆ Large Scale Custom Art
- ◆ Ready made Drapery and Samples to View
- ◆ Seasonally Themed Inspiration
- ◆ Furniture Floor Models at Great Price Points
- ◆ Decorator on-site Every Saturday
- ◆ Creative Gift Wrapping



the frugal decorator

101 - 50 Ottawa Street South, Kitchener

519.744.9280

www.thefrugaldecorator.ca

Residential and Commercial Design Concepts . Custom Furniture . Repurposing and Eco-Renew Services . Custom Drapery
New Build Surface Planning . Custom Upholstery Services . Lighting Plans . Kitchen and Bath Concepts . Customer Design Resource Centre

RE— VIVE

NATUZZI

AT LEATHER BY MANN YOU WILL LOVE DOING NOTHING.

Launching Natuzzi Re-vive, the world's first performance recliner.

A chair that is almost human, mimicking your every movement.

Flexing as you change position, supporting your body and mind in a fluid dynamic form. Recline, Relax. Love Doing Nothing.

NATUZZIREVIVE.COM



Come and experience Re-vive at LEATHER BY MANN

4553 King Street East Kitchener, ON

519-653-7354

www.leatherbymann.com

LEATHER BY
MANN
INTERIORS



FINALIST
IN THE 2014
WATERLOO REGION
HOME BUILDERS'
ASSOCIATION
AWARDS

INSPIRED *Renovations*

Since 1953

For three generations, Pioneer Craftsmen has created Inspired Renovations that stand the test of time. Our passionate team of professionals is backed by one of the best warranties in the industry. We look forward to helping you build your lasting impression.



Get inspired by our award winning projects at:
www.pioneercraftsmen.com

Phone (K-W, Cambridge): 519-743-4461
Phone (Guelph): 519-822-2709



STYLE • COMFORT • IDEAS • REAL ESTATE
ourhomes[®]
REGION OF WATERLOO

REGIONAL PUBLISHER/FRANCHISE OWNER Marshall Westridge Media Inc.
Tracie Zorzi, 905.875.3509 or 905.699.0727
tracie.zorzi@ourhomes.ca

REGIONAL MANAGING EDITOR Adrienne Brown
adrienne.brown@ourhomes.ca

REGIONAL PRODUCTION MANAGER Tracy Shuttleworth
tracy.shuttleworth@ourhomes.ca

MARKETING & ADVERTISING Tracie Zorzi, 905.875.3509 or 905.699.0727

NEW BUSINESS DEVELOPMENT MANAGERS Cheryl Heisler, 905.875.3509 or 647.923.5011
advertising.waterloo@ourhomes.ca

Nicole Sartorelli, 905.875.3509 or 519.722.2446
advertising.waterloo@ourhomes.ca

OUR HOMES™ is a registered trademark of OUR HOMES MEDIA GROUP INC.
OUR HOMES™ Region of Waterloo is published four times a year by Marshall Westridge Media Inc. under the license of OUR HOMES MEDIA GROUP INC.
OUR HOMES™ is distributed to residents of Region of Waterloo via direct delivery. Copies of OUR HOMES™ are available for free pick up at high traffic locations throughout the region.
OUR HOMES™ is distributed to select business leaders via direct delivery.

Please send all letters and/or feedback to OUR HOMES™ Magazine, 1375 Marshall Cres., Milton, ON L9T 6N4. Or email us at editor@ourhomesmagazine.com. All letters received are subject to editing for grammar and length. If undelivered, return to above address.

OUR HOMES MEDIA GROUP INC:

EDITORIAL

EDITOR-IN-CHIEF Georgette McCulloch
editor@ourhomesmagazine.com

ASSOCIATE & WEB EDITOR Julie Simmonds

MANAGING EDITORS Nancy Belgue, Adrienne Brown, Pauline Clark, Walter Franczyk, Mary Hatt, Sarah Hoy, Gina Makkar, Georgette McCulloch, Annette McLeod, Melissa North, Jay Robinson, Jennifer Schleich, Jude Wayland, Melody Wren

ART

ACTING ART DIRECTOR Georgie Donais
gdonais@ourhomesmagazine.com

ART DIRECTOR Tara Chattell (on leave)

ASSOCIATE ART DIRECTORS
Sheila Britton, Robynne Sanguiliano

PRODUCTION

PRODUCTION DIRECTOR Lynn Derrick
lynn@ourhomesmagazine.com

PRODUCTION MANAGERS
Julia Dempsey, Kelly Donaldson, Marilyn Reid, Abby Reynolds, Tracy Shuttleworth, Andrea Wray

OPERATIONS

PRESIDENT & CEO David Loopstra
david@ourhomesmagazine.com

ACCOUNTING Donna Duggan

ADMINISTRATIVE ASSISTANT Lisa Merrell

CONTRIBUTORS


Brandon Barre, Sheila Britton, Adrienne Brown, Walter Franczyk, Shelby Hilson, Stephanie Redmond, Melanie Rekola, Jennifer Schleich, Yanic Simard, Tara West, Melody Wren

Advertisements and the content, including photos, of advertisements published within OUR HOMES magazine are supplied solely by the advertiser and neither the publisher nor OUR HOMES Media Group Inc. accept responsibility for opinions expressed in advertisements or for copyright issues with regards to photos, advertising copy and advertisements, nor shall they be held liable thereby. By act of reading this publication, all advertisers and readers agree to indemnify and hold harmless both OUR HOMES Media Group Inc., and the publisher thereby. Copyright ©2015 OUR HOMES Media Group Inc. All rights reserved. Reproduction without permission is prohibited.

OUR HOMES CAN BE FOUND IN THE FOLLOWING MARKETS:

- Barrie • Durham Region • Grey Bruce • Hamilton • London
- Mississauga • Muskoka • Oakville/Burlington/Milton • Ottawa • Peterborough
- Sault Ste. Marie & Algoma • Southern Georgian Bay • Vaughan
- Region of Waterloo • Wellington County/Orangeville/Caledon • Windsor

For franchise inquiries please visit ourhomes.ca
Or email David Loopstra at david@ourhomesmagazine.com



YOUR HOME WILL THANK YOU

REMODEL • REPLACE • RETHINK

Life remodeled begins with windows and doors that provide a whole new perspective, not the least of which — better energy efficiency for your home. With the most available ENERGY STAR® options, we'll help you customize the perfect combination of glass, styles and finishes for your space. It's all part of Bavarian's dedication to innovation and craftsmanship backed by our unwavering commitment to service and support.



Your Exclusive Local Dealer
MARVIN[®]
Windows and Doors
Built around you.®

Let us inspire you. Visit us at 2236 Shirley Dr. Kitchener, Ontario N2B 3Y1 | Phone: 519-578-3938
www.bavarianwindows.com

waterloo
mattress

Sleep well...Live well.



Better Quality,
Handcrafted Mattresses
at a Better Price.



Locally Owned & Operated

136 Dearborn Place, Waterloo, ON
519-747-3729

www.waterloomattress.com

editor's note



MY PARENTS RECENTLY RENOVATED THEIR KITCHEN.

It had been essentially the same, save for some minor changes, since before I was born. Slowly but surely it became more and more outdated, and all that cooking and living in the space were taking their toll.

Now, their space is lighter and brighter. Their Hoosier cabinet has been retired, the spot where a playful pup tried to pull up the floor is long gone and the scraps of old wallpaper that had been covered by trim and beams are distant memories. They removed a wall and opened up their main level, going from galley kitchen to open concept with a huge island that looks out to the dining and living rooms. My sister and I wish it had been this fabulous when we still lived there!

While updating flooring, moving walls and replacing cabinetry and appliances certainly changes a space, some small changes make a significant difference too. It took some convincing, but my mother finally conceded to painting her oak mantel white. It now looks brand new and beautiful (I promise, Mom!).

Whether you're tackling a project as large as my parents' reno this spring or simply looking to refresh your home in small ways, we have lots of inspiration in this issue.

Sandi Duclos redesigned a 10,000 sq. ft. home in Waterloo and shares her tips for major renovations on page 36. Similarly, on page 20, you'll see how Pioneer Craftsmen helped a Cambridge family revamp their home to create a more functional and livable space.

Until next time – I'll be dropping by my parents' house more often for a sunny mug of coffee at this island.

Cheers,

Adrienne

Adrienne Brown, *Managing Editor*
adrienne.brown@ourhomes.ca

Follow us @OurHomesMag



Our Consultants Can Help You Design a Sleek, Fashionable Space.



Schweitzer's
Plumbing Centre

www.schweitzers.ca

Visit our large, beautiful showroom at:
1768 Erb's Rd. West, St. Agatha, ON
Just 5 minutes west of Waterloo across from Angie's Kitchen
1.519.747.1819

find us on facebook

contents

spring



28

ON THE COVER

A Grand Renovation
In Waterloo.
Story, Page 36.
Photography By
Tara West.



16

departments

- 8 EDITOR'S NOTE
- 14 ADVICE
Simply Scandinavian
- 16 STYLE PICKS
Fresh Farmhouse Accessories
- 28 COMFORT ZONE
Cool Consignment
- 46 PEOPLE
Outdoor Experts
- 52 HOME RESOURCE DIRECTORY
- 54 FINISHING TOUCH
Pantone Colour Of The Year

features

- 18 ORGANIZING
Bust Your Clutter
- 20 HOME & BUILDER
Family Home Update
- DECORATING
- 26 Space Savers
- 32 Chalk Talk
- 34 REAL ESTATE
Home Inspection Basics
- 36 FEATURE HOME
Refreshed From Top To Bottom
- 42 GARDENING
Incredible Edibles
- 48 COOKING AT HOME
Minty Drinks For Warm Weather



70 ALPINE COURT, KITCHENER
MON - WED & FRI 8-6
THURS 8-8 • SAT 9-4



519.743.8300

CERAMIC + STONE + HARDWOOD + LAMINATE + BAMBOO + CORK + VINYL + CARPET

WWW.GRANDVALLEYTILE.COM

INFO@GRANDVALLEYTILE.COM

DISTINCTIVE LANDSCAPES by DESIGN

- Award Winning Landscape Design/Build
- Award Winning All Season Property Maintenance
- Year Round Garden Centre and Gift Shop
- Irrigation & Outdoor Lighting
- Outdoor Living Décor
- Custom Gift Baskets



**YORK NURSERY
LIMITED**

1541 Highland Rd. W., Kitchener, Ontario N2N 3K4 (Highland Rd. at Ira Needles Blvd.)
519.745.9876 | www.yorknursery.ca

ARCHITECTURAL RELICS CUSTOM FURNISHING



*Nearly 30 years offering the best
in architectural salvage and its creative re-use*

Distinctly individual design for your home and garden



ARTEFACTS salvage & design





519 664-3760
chris@artefacts.ca
artefacts.ca

CEDAR & ISABELLA IN ST JACOBS, ON



Style is defined in the details.



Contact Us:
519.578.3265
info@riversidedoorandtrim.com

Visit Us:
Showroom - 520 Conestogo Rd, Waterloo
riversidedoorandtrim.com
riversidedoorandtrim.com/magazine

mouldings • doors • locksets & hardware • stairs & railing • closet organizers • hardwood flooring

WWW.OVERLANDHVAC.CA
(519) 744-6841
1-888-837-OVER (6837)



Create a comfortable home
with an energy efficient
cooling system

advice

SCANDINAVIAN (INTERIOR) DESIGN

STORY **STEPHANIE REDMOND**



THE FASCINATION AND popularity of Scandinavian interior design is remarkable to me. It's not that it isn't well deserved, quite the contrary. These countries – Denmark, Norway and Sweden – are characterized as dark and cold. Yet the interiors are white and simple. Somehow, the starkness of the interior reflects the chill of the landscape, but still evokes incredible warmth. How is this possible? And what's the obsession? A main characteristic of Scandinavian furniture design is minimalism, but also incredible craftsmanship. Simple lines using natural elements – wood, metal, stone, paper and felt. When something is really simple, you tend to see every working part unless it is carefully hidden. Take this Alvaar Aalto stool as an example. Instead of hiding the screws that hold the backrest to the stool and the footrest to the legs, they become the simplest design element. Other than the shape of the piece, it remains the single outside element that decorates this stool. (He was Finnish, but Finland is oft considered a



1. STANLEY SOFA : De La Espada **2. STOOL:** Alvaar Aalto **3. LITTALA MENO HOME BAG:** Iittala Finland **4. EPOCA WOOD FIREPLACE:** Rais **5. ARM TABLE LAMP:** Claesson Koivisto Rune



Designer Stephanie Redmond shares her ideas.

Scandinavian country). Simple and beautifully crafted; this is typical of a Scandinavian piece.

It's not to say that Scandinavian design is clinical, not by a long shot. The backdrop may be white, the lines might be clean, but there is often a sense of humour. What pops out of the strictness of this white palette are primary colours and fun patterns in some cases. Take this table lamp by Claesson Koivisto Rune. It follows the rules of simplicity, but comes in



a fabulous bright green for added pop. We also see these primary colours in textiles with patterns that reflect a rich history in weaving and embroidery.

In a modern arrangement, we typically see a more organic approach: wool, felt and linens in off-white and soft grey. What stands out in this type of setting are the items placed against the backdrop. It's a gallery style setting – fabulous if you have an art and/or photography collection. The key to this approach though, is to keep it simple. If you have a vast array of tchotchkes and knickknacks, Scandinavian living may not be for you. One of my favourite things is a collection of curiosities. Odd found items put out on display. It's the kind of thing my husband might throw in the woodstove. But this creates warmth. A great piece of bark hung on a wall can look like a masterpiece in the right setting.

The best modern designs in woodstoves are also Scandinavian. No question. Take the Rais Epoca as an example. A woodstove is a quintessential item in this setting and the lines on this piece follow the typical aesthetic – simple yet beautiful. Paired with a fur rug we have immediately created a warm environment, both aesthetically and physically!

So what is the obsession? I believe a clean surrounding that is relatively clutter free gives us a sense of calm in an otherwise hectic life. This style is like a detox for your home. And let's be honest, who wouldn't want to kick back in front of a wood stove at the end of a long day? **OH**

online Get more decorating advice at ourhomes.ca/mag/design



THE art OF HOME

New & Vintage HOME DECOR



53 Main Street, Cambridge, Ontario N1R 1V6
519.621.9237
www.theartofhome.ca

Kathie Jordan Design

“There is nothing more beautiful than potential.”

Ongoing Workshops Available! Check our website for details.

Kathie provides the following services:
Chalk Paint™ decorative paint by Annie Sloan



Artisan Enhancements products including:
Transfer Gel • Pearl Plaster • Crackle Tex • Clear Topcoat

Custom Window Treatments including:
Custom Drapery • Blinds • California Shutters • Custom Bedding

Interior Decorating Consultation • Oil Paintings by Local Artists
Antiques • Custom Furniture – New, Reconditioned, & Re-purposed
Custom Furniture Painting • Brunelli Bedding
Lampe Berger - Ample Selection of lamps and scents

519.772.6937

www.kathiejordandesign.com

81 & 87 Peel Street, New Hamburg, ON N3A 1E7
Sunday: Closed

Monday - Friday: 10:00AM - 5:00PM • Saturday: 10:00AM - 2:00PM



SLD

Sandi Lorean Duclos INTERIORS

519::897::3061
slduclos@rogers.com
sandilorenduclosinteriors.ca

CD

CARTER DESIGN
RESIDENTIAL INTERIOR DESIGN




519.502.7281

tawnessa@carterdesign.ca | www.carterdesign.ca

COUNTRY CHIC

PHOTOGRAPHY
TARA WEST

Regardless of whether you have a city home or country home, farmhouse style is soaring this spring. Here are our favourite picks from local retailers.



1



2

1 HEER'S PAINT & DÉCOR

Benjamin Moore Paint

Don't be afraid of colour! Introduce some bright beauties like Exotic Red (2086-10), Banana Yellow (2022-40) or Laguna Blue (2059-30) to give your home an instant facelift. All from Benjamin Moore.

583 King St. N., Waterloo
(Plus two locations in Kitchener)
519.772.1127 | heerspaint.com

2 THE ART OF HOME

Monogrammed Toss Cushions

Choose from a variety of fabric swatches in store to create your own monogrammed pillow, made locally and tailored just for you.

53 Main St., Cambridge
519.621.9237 | theartofhome.ca

3 BLINDS ARE US

Yellow Clock

It's time to get shabby chic! This sunny yellow clock taps into British style and is an easy way to add a hit of colour to any room.

299 Manitou Dr., Kitchener
519.893.8687 | blindsareus.ca

4 SMITTY'S FINE FURNITURE

Bird Cage Chair

Your new favourite perch, this seat will be an instant focal point – but won't make you feel caged in.

170A Gateway Park Dr., Kitchener
519.658.9313 | smittysfinefurniture.com

5 HAUSER

Tractor Stool

This sturdy iron bar stool is available in 13 different finishes and comes in bar or counter height.

330 Weber St. N., Waterloo
519.747.3818 | hauserstores.com


6 THE ART OF HOME

Bird Print

Adoration of the Magpie is a colourful print worth tweeting about. It measures 27-by-27 inches and will add a touch of spring to your home all year round.

53 Main St., Cambridge
519.621.9237 | theartofhome.ca OH

3



4



5



6

STORY **MELODY WREN** | ILLUSTRATION **SHEILA BRITTON**

THE LUXURY OF LESS

Living a decluttered life in a streamlined, simplified house sounds easy. Why is it so difficult?

It is generally true that “outer order contributes to inner calm,” as Gretchen Rubin writes in her bestselling book *The Happiness Project*. Massive decluttering is likely to leave you feeling lighter. Your first step should be getting rid of things, and then there will be less to organize.

Choose experiences over material goods. Get familiar with your stuff and your spending habits. Experientialists are not against spending, not even against stuff, but they are against having too much of the wrong stuff. Making sure your possessions play a healthy role in your life and knowing exactly what you own leads to the following question: Do my things give me experiences and make me happy, or are they creating debt, stress and unhappiness?

“Have nothing in your home that you do not know to be useful or believe to be beautiful.”

– William Morris

One way of finding out what you need is to put everything you are unsure about in a box or garbage bag. Over the next month, take out items as you need them. By the end of the month, you will know what you don't use because it will still be in the box. Your next step is doing it for six months.

Start anywhere – do any small thing to train the brain that change is coming. Once you are in the mindset to declutter, the following steps will help you get started:

One of the easiest methods to subscribe to is the four-box method:

- Decide which room you are starting on and line up boxes in the following categories: keep, sell, charity, trash. Place each item from every room into one of the four categories. Some rooms will take hours, and others will take days. But the technique and principles remain the same.
- Consider each item individually. Be ruthless and if you can't be, make sure someone is helping you that can question everything

you decide to keep. Whatever is in the keep pile, look at it a second time.

- Pick up one item at a time and make an instant decision – when was the last time you used this? If you haven't used it in a few months (six months at the longest), get rid of it, excluding seasonal clothes, of course.

Deal With Each Box

- **Keep Pile:** if you decide to keep it, organize it before you put it away, keeping similar items together. You might have scattered notebooks and stationary – keep it all together in a nice-looking container in the office area of your home.
- **Sell pile:** List it immediately on Kijiji or Craigslist and keep it separate from the remaining items to sort so you aren't tempted to keep it. List it for a reasonable price with a photo, description and measurements so it sells quickly.
- **Charity Pile:** Donate as much as possible. Most charities are willing to pick up large pieces, otherwise load up the car and deliver as soon as you can to keep things moving. If you hold onto an item too long, there might be a temptation to keep it.
- **Trash Pile:** Papers often fall into this category. For anything you can use for tax purposes, the general rule of thumb in Canada is to save pertinent financial records for seven years.

Henry David Thoreau, everyone's favourite 19th-century hut-dwelling minimalist expressed the sense that owning things constitutes a spiritual burden. He advocated simplicity; not throwing out so much as not acquiring them in the first place. **OH**




Up to 55% Off MSRP on All Products.

shadeomatic

bauhaus
window coverings & draperies

Waterloo Region's Only

HunterDouglas Gallery



Bauhaus Waterloo | @bauhauswaterloo | Bauhaus Waterloo



Don't pay for 6 months OAC

646 Erb St. W @ Ira Needles, Waterloo
519.886.7120 • www.thebauhaus.ca



NO PLACE LIKE *home*

STORY **ADRIENNE BROWN**
PHOTOS **TARA WEST**

After looking for a new home for her family for months, Alison Kelly realized there was only one place she wanted to be – in the home she already had. It just needed an update.

“I soon realized there was so much I loved about my house that even houses that were double in price did not even come close to making me think we should move,” says Alison. She and her family have lived in their home for 17 years. They love the neighbourhood, schools, their lot and their location and just couldn’t find anything that would compare, so instead of relocating, she decided to renovate.

She knew just who to call. **Pioneer Craftsmen Ltd.** renovated the Kellys’ basement a few years ago. The main level of their home would be a much bigger project, but **Paul Meier**, Director of Design and Sales, says he was ready for the call.

During the previous renovation, Alison had mentioned she would eventually want a better entertaining space upstairs as well. It was no longer working for Alison, her husband Jim and their three teenagers – not to mention the plethora of boyfriends, girlfriends and friends often dropping by for supper, too!

“They were frustrated with what they had,” says Meier, who told her the space would benefit greatly from an addition. It had to be small because the Kellys’ yard was not overly large and was already landscaped with a pool (by **Tim Goodwin Pools Ltd.**). But Meier worked with the space he had and presented Alison with plans that included an addition. “As soon as she saw that, she knew,” he says.

The extra space – barely 200 sq. ft., according to Kelly – was all it took to transform her main level and accommodate everything she wanted in the redesigned floor plan. “The flow is great. I got my pantry and huge island,” she says. “Best of all, it made use of dead space outside



in the backyard and fixed a multitude of bad sight lines as well.” Not only did Meier add everything she had on her wish list, but Alison says he also “got rid of stuff I hated about the house in one fell swoop.”

Once they had the floor plan how they wanted it, all the floors themselves were replaced. Most is very carefully selected engineered plank hardwood flooring from **Len Koebel Flooring Ltd.**, which Alison says she knew would dictate the style in the kitchen and family room area. Tile in the foyer and main bathroom is from **Brodrechts Flooring Canada**. The tile, granite and quartzite in the master bath are from **Graniteworx** in Guelph and all of the master bath plumbing

Continued on page 22



TOP: A shelf above the door to the front family room, hall tree and set of lockers (not pictured) add style and storage to the front entrance of this home. **ABOVE:** A gallery of black and white family photographs was an easy design project that added personal style to the custom mantel made by **Artefacts**. **OPPOSITE:** The beautifully landscaped backyard has a pool, lounge area and two separate cooking and eating zones, as well as a hot tub.

home & builder

fixtures are from **Watermarks Kitchen & Bath Boutique**. They're so good Alison can't get her two teen daughters out of her beautiful new bathroom.

"It's about function and practicality first, then work in the gorgeous if possible," says Alison.

It was a fine balance of both that led to the finished product that is her stunning kitchen. **Adam Friese** from **DelMar Woodcraft** was her cabinetmaker. "I had always admired his work," says Alison, "he really specializes in reproduction and period pieces. However, my husband is more modern with clean lines, so we had to compromise a bit."

Alison had originally described her vision for the kitchen to Meier and Friese as "modern country" featuring "a big old farmhouse sink." But when she fell in love with a particular piece of quartz, which she describes as "too sophisticated" for that style, she had to reevaluate the whole concept. Standing in front of the stone, she and Meier felt a more "Ralph Lauren" look would be in order. Friese was then tasked with crafting clean lined and modern cabinetry for the kitchen.


The reproduction look Alison loves was



The stone for the kitchen island inspired the entire design scheme for the room. **ABOVE:** Built-in storage for dishes on either side of the fireplace in the dining room makes the most of extra space. **BELOW LEFT:** Scott at Artefacts helped Alison reinvent her existing kitchen table, which she now calls "just gorgeous."



LEFT: A sectional sofa fits perfectly behind built-in cabinetry that helps define this living space off the kitchen. **BELOW:** While it looks beautiful, this dish hutch has lots of secret functionality, too: it hides everything from wires to structural support beams. **BOTTOM:** The front room has a formal, rustic aesthetic, but is still functional and livable.



worked into her dish hutch, pantry, dining room and master bath instead, many of which solve some very specific structural issues. The dish hutch in the kitchen, for example, hides structural support beams and TV wires, houses electrical outlets and is home to a strategically-placed heating and cooling vent. This is also where Alison displays all her favourite items and keeps dishes and serve ware. "It also directs traffic flow with the way it is angled," says Alison – all thanks to Meier's intelligent design and Friese's beautiful and careful craftsmanship.

Allison also managed to work "gorgeous" into some other functional pieces in her home, all thanks to **Artefacts** in St. Jacobs. Not only did

they custom-make the mantel in her family room and the bath caddy in her master bath, each a statement piece in its respectful room, but they revamped Alison's existing kitchen table to suit the new style. "All three pieces are like functional art," she says. "Beautiful to look at, but they serve a purpose. I think that is my favourite kind of art. My pantry is also functional art!"

Her whole home is filled with beautifully selected art and personal photographs displayed gallery-style. Designer Cindy Gibson from Accents for Living in Guelph helped Alison with the décor. She says it was important for her design to reflect the family. She describes the home as having "classic traditional elements with a modern twist."

Continued on page 24



Many items Alison already owned were re-imagined or moved around to suit the new design. “We made items she already had sing,” says Gibson.


Gibson understood her style and taste from their very first meeting, so the pair worked wonderfully together.

The same goes for Meier and his team at Pioneer Craftsmen. As they were working through the design process, he told Alison “everything can’t be a superstar.” That was one of the most valuable pieces of guidance he provided. It helped her find the right balance: not everything in a room can shine. Some surfaces and items just need to work, while others are the stars.

“If my house is special, it’s because many people made it so,” says Alison, crediting the amazing team Pioneer pulled together to update everything from plumbing to electrical.

Now, it truly is special and Alison and her family are happy to be staying put. **OH**

LEFT: Alison’s advice for picking the perfect tub: sit in a whole bunch. The prettiest aren’t always the most comfortable, which she learned by trial and error (and she’s glad she got in so many before buying). **BELOW LEFT:** The basement man cave was the first level in the home to be renovated by Pioneer Craftsmen. **BELOW:** The peaceful master bedroom is a work of art, which (like the rest of the reno) Alison credits to great teamwork between Paul at Pioneer Craftsmen, Cindy at Accents For Living, and herself.



INTERIOR DESIGN • BEDDING • FURNITURE • ART • DÉCOR • LINENS • CANDLES • PRIVATE EVENTS • PILLOWS

REStyle, REfresh
FURNITURE EVENT
MARCH 01 to APRIL 30

SAVE 15%
ON ALL FURNITURE ORDERS

MAKE IT YOURS!
All furniture is custom ordered just for you!
Choose your fabric and many others details.

KERRISDALE SOFA

Studio 428
design & décor

428 GAGE AVENUE KITCHENER
(519)579-5225
@GAGE & WESTMOUNT
MON.– THURS. 9-5:30,
FRI – SAT. 9-5, SUN. 11-4

WHERE your STYLE COMES HOME

www.studio428design.com | facebook.com/studio428design

KATI BUJNA FINE ART STUDIO

Visit SHOW ROOM

Large Abstract Paintings | Custom Colours for Interior Design

519-573-6371

CAMBRIDGE, ON
www.katibujna-fineartstudio.ca

WINDOWS TO ADOOR
WINDOW AND DOOR SYSTEMS

With Over 20 Years of Experience, WINDOWS TO ADOOR Provides First Class Installations of Premium Energy Star Rated Windows and Doors at the Best Prices in the Area.

519.743.9330
www.windowstoadoor.ca

FREE Estimates!

ENERGY STAR

decorating

STORY **YANIC SIMARD**
PHOTOGRAPHY **BRANDON BARRE**



ANY SIZE, MAXIMIZED

Whether our interiors are big or small, we all hope to make the most of the square footage we have. With that in mind, I pulled together my best advice for expanding your horizons in every room – in any home – for the feeling of additional space, without the addition!

In the Living Room

Balancing Act: To maximize seating flexibility, start with a large, plush sofa or sectional for everyday lounging, and then add compact seats or stools to seat everyone at a large gathering. If your dining chairs also suit your living room décor, they can serve double duty in a pinch.

Don't Shrink Away: Avoid the temptation to make everything in your space "condo sized" just to fit more in it. Anchoring a space with some large objects (especially large art) creates a less cluttered, large-scale look.

Even Out: I can't stress the importance of layered lighting enough! A more even wash of light created by multiple light sources will open a space, so aim for ceiling lamps, sconces (or lamps near the periphery) and specific task lighting to round it out.

In the Kitchen

Keep a Low Profile: Achieve a more seamless look by going knobless, or with minimalist knobs that mount to the underside of the door, giving you less to bump into and smooth surfaces. You can then reintroduce character with earthy tile and wood flooring.

All Wood Everywhere: Speaking of wood flooring, yes, you can apply it in the kitchen. I usually avoid breaking the floor material between rooms where possible to create longer visual planes and continuity throughout the home.

White on White: White cabinets and white walls create a clean and fresh look, while again, avoiding colour breaks that can disrupt the visual flow of your space and shrink the walls. Also consider a pale grey, greige, or blue for a similarly airy appeal.

In the Bathroom

Double Dip: A large vanity mirror is a perfect way to visually double a bathroom space. Feel free to extend the mirror beyond the edge of the vanity (or to the ceiling, or both). This will also reduce the amount of wall area to be tiled, which can save you in the long run.

Go Big: In a primary bathroom or en suite, an oversize tile (grouted to blend out) creates the feeling of a single expanse of material, which helps the walls appear larger in all directions. If you don't want to invest in tiling every wall, tile just a few walls top to bottom rather than breaking them midway up – it'll look neater and taller.

Or Go Wild: In a powder room, forget about expanding the space and indulge your wildest décor desires, applying the bold colours and loud looks you wouldn't risk in the main spaces. You can get your daily dose of design drama here while leaving the rest of your home breezy and open.

In Everywhere Else and Beyond

Get Elliptical: An oval table is one of the best options for fitting in many seats without wasting space or creating circulation issues, and you can use chairs on the ends or remove them as needed.


Divide and Conquer: Creating functional zones within an awkward space (often by breaking it down into smaller squares) avoids waste. Try bridging two areas, such as a TV zone and reading nook, with an open-backed bench or lightweight chairs that can be used in either zone.

Blank Slate: I often use one paint colour throughout a room or even an entire home, dressing both the walls and ceiling to blend out the divisions and any flaws. Benjamin Moore's OC23 Classic Gray gives some depth and warmth without weighing the space down.

Don't Miss the Point: Although consistency is key to creating large-looking spaces, don't forget the power of the focal point. Creating some standout moments (like a wallpapered accent wall or punchy palette of sofa pillows) is essential to directing the eye and giving it the structure it craves. Make sure to include one-to-two focal areas in small rooms, with two-to-three in bigger spaces to keep the eye moving. **OH**


Pond Owners

Let us Help You Start the Pond Year Off Right



Pond & Lagoon Aeration - Fountains - Windmills - Water Dye
Weed Rakes & Cutters- Pond Liner - UV Lights - Filtration
Bacta-Pur Beneficial Bacteria -Barley Straw & Pellets - Plumbing
Waterfall Pumps - Water Test Kits - Fish Feeders - Koi Feed

Serving our customers for more than 25 Years



FISH FARM SUPPLY CO.

116 Bonnie Cres, Elmira, On Toll Free: (877) 669-1096
www.FishFarmSupply.ca Info@FishFarmSupply.ca

DISCOVER WHERE **TIMBER TELLS A STORY**

TIMBER BARN

Custom Design Showroom & Unique Home Decor

KITCHENS | BATHROOMS | CUSTOM FURNITURE
DOORS | STAIRS | FLOORING & MORE

TIMBERBARN.CA
8 Spring Street, St. Jacobs, Ontario
519.669.3245
info@timberbarn.ca



Tip: Tiling from top to bottom will make walls appear neater and taller.

STUDIO INTERSEKT



980 Fraser Drive, Suite 110,
Burlington, Ontario 905.582.0630
www.intersekt.ca



Erica, Sherry, Kristy and Harold

STORY **ADRIENNE BROWN**
PHOTOGRAPHY **TARA WEST**

RENEW & re-love

THE PLACE: Although **Next Time Around**, the Tri-Cities' largest furniture consignment store, is frequently voted "favourite antique store" in local awards, it's so much more than that. Since opening in October 2012, Next Time Around has offered visitors a wide variety of new and gently used mid-to-high-end furniture – some antiques, some not. Now with over 10,000 sq. ft. of showroom space in the Southworks Mall in Cambridge, there's something for every design taste – and the furniture and accessories change all the time. "We always stay current with design styles and trends," says Kristy Morgan, the owner of Next Time Around. "We are also your Tri-Cities Retailer for Miss Mustard Seed's Milk Paint and Fusion Mineral Paint." In its Re-NEW'd By You Centre, Next Time Around regularly offers how-to workshops on painting furniture or re-upholstering and even Pinterest Parties, "where we bring to life all those ideas you see online."

THE STYLE: "Our products range from traditional to contemporary and everything in between," says Morgan. What makes Next Time Around different is how they display their items. "When you walk through our doors you feel like you're entering a design store where everything looks fresh and new." The Next Time Around team, which includes a residential designer, a lighting expert, an antiques specialist and a professional painter, always tries to make everyone feel at home.

WHAT'S HOT: "Mixed warm metals, in general, are hot and this year gold is back," says Morgan. Painted furniture is very popular too, and Morgan is seeing a trend towards farmhouse decorating, "where your home is warm, cosy and full of charm and character. It's about having a balance of old and new and surrounding yourself with things that speak to you."



SEASONAL: "This spring, we're seeing a mix of bright and bold colours along with the soft, muted tones," says Morgan. In keeping with the farmhouse style, many people come looking for neutral and off-white items – they will always be on trend. However, for this spring, Morgan says she's also seeing a mix of bright and bold colours to help complement and add depth to neutrals.

FAVOURITES: Morgan says Fusion Mineral Paint is extremely popular and is flying off her shelves. It's a foundation to finish, all-in-one paint that requires very little prep work and has built-in top coat (no need to wax), plus it's available in 30 beautiful hues.

WHERE: 64 Grand Ave. S., Cambridge
519.740.6398 | nexttimearound.ca OH





RE/MAX®

Land Exchange Ltd., Brokerage
645 Goderich Street, Port Elgin
Each Office Independently Owned and Operated

Drop Your Keys & Relax

MODEL SUITE NOW OPEN FOR VIEWING



PORT ELGIN

16 Beachfront/Harbourfront CONDOMINIUMS

Priced from \$345,000 - \$1,150,000
750-1850 sq. ft., 2 bedrooms, 2 baths
Summer 2015 Occupancy

For more information or to book a viewing contact:



Joyce Dudgeon
Sales Representative
cell: 519-389-1413
email: joyce-debbie@bmts.com

Debbie Duplantis
Broker
cell: 519-389-7385
email: joyce-debbie@bmts.com



Jeryn Paige DeCoppel
Sales Representative
cell: 519-386-9368
email: jeryn@decoppel.com

Cleo J. DeCoppel
Broker
cell: 519-832-7292
email: decoppel@bmts.com

remaxlandexchange.ca

Find Your Missing Piece



Next Time Around

Mid-High End Furniture & Decor
on Consignment
Over 10,000 sq. ft. of Showroom Space

Southworks Mall, 64 Grand Ave. S,
Cambridge, Ontario
519.740.NEXT (6398)
www.nexttimearound.ca



HEINZ HEINZ CUSTOM WOODWORKING



QUALITY
CUSTOM-MADE
KITCHENS,
VANITIES,
WALL UNITS
& CLOSETS

519.669.9145

85 Earl Martin Drive Unit#1 Elmira ON N3B 3L4

info@heinzcustomwoodworking.com | www.heinzcustomwoodworking.com



GOLDEN WINDOWS LIMITED

VISIT ONE OF OUR SHOWROOMS AT:

888 GUELPH ST.
KITCHENER, ON | 519.579.3810

309 EXETER RD.
LONDON, ON | 519.652.1677

1112 MARCH RD.
KANATA, ON | 613.592.9111

*"A name you can trust,
you can count on us!"*

LOCALLY MANUFACTURED SINCE 1961



1.800.265.2290
SALES@GOLDENWINDOWS.COM
WWW.GOLDENWINDOWS.COM

STORY **JENNIFER SCHLEICH**

DRAWING ON THE WALLS

THE CENTURIES-OLD BLACKBOARD IS MAKING A resurgence into the modern home in the form of a fun statement wall, which can be utilized in almost any room.

With the increasing availability of specialty paint, the blackboard has become a versatile home décor tool, transforming empty walls that have proven difficult to decorate. Both whimsical and practical, a blackboard can improve family organization or provide a place for displaying inspirational quotes and original art.

The kitchen is one of the most popular spots to paint a blackboard. For the aspiring chef or dinner hostess, blackboards make functional menus. They're also great places to jot down the ever-evolving grocery list. If you don't have wall space in your kitchen, the end of a cabinet or the fridge are alternative spaces to paint. Transforming a traditional backsplash into a blackboard is also a unique option.

In the front entrance, a blackboard makes a convenient message centre, and a home-office wall can always benefit from a calendar. Children will love having an expansive blackboard to create a mural in a bedroom or a playroom. Add one to the craft or laundry area, two possible locations where a blackboard can be functional and decorative.

Break Away From Black

Companies such as Benjamin Moore and Rust-Oleum offer blackboard paint in a spectrum of colours, while Krylon has a spray paint in basic black and vintage green. An off-white blackboard, styled with colourful sidewalk chalk, will set you apart from the crowd while blending seamlessly with your décor. Experiment with the subtle and varied tones of grey to give your blackboard a softer appearance, or forget subtle and get wild with a bold blue or tangerine hue.

If the right shade or tone remains elusive, mixing up custom blackboard paint is a surprisingly simple process.

Make Your Own Paint

- You will need 2 Tbsp. unsanded tile grout per 1 cup matte latex paint.
- Mix the paint and grout in one-to-two cup increments.
- Use a grout mixer to combine the paint and grout. (Paint mixer attachments are available for drills, which will make the task easier.)
- Properly prime your wall and then roll on your homemade blackboard paint. Once the paint has cured, it will need to be lightly sanded with 150-grit sandpaper and wiped clean.

Regardless of the paint you choose to use, season your new blackboard surface before you start practising any fancy typography.



PHOTO COURTESY OF RUST-OLEUM

Take the broad side of a piece of white chalk and rub down the entire area, then rub it clean with a dry cloth. Don't neglect seasoning the surface or a ghost of your first design will permanently remain.

Mastering Chalk

Deciding what to draw or write on a new blackboard is only half the battle. As a décor centrepiece, the content should look attractive, and mastering the chalk may take a bit of practise. Here are a few tips that will help transform even the most novice chalk artist.

- Lightly sketch out the design a few times
- Use a level and a ruler to keep things straight and symmetrical
- A wet Q-tip is the perfect tool for cleaning up lines
- To generate a paint-like effect, keep the chalk wet
- Sharpen the chalk
- Give chalk markers a try

Alternative Surfaces

If you're a commitment-phobe, painting a wall may seem daunting. Think about using blackboard paint in your home décor accents instead.

- A painted playroom table can become an instant checkerboard, game of tic-tac-toe or artist's easel
- Create an erasable pantry system by painting labels on jars
- Coat a serving tray for easy identification of appetizers
- Customizable placemats make a unique adornment to the dinner table
- Update a filing cabinet by turning it into a blackboard surface

Just have fun and remember – you can always erase and start fresh. **OH**

Spring cleaning is here

Let Merry Maids of Kitchener, Waterloo and Cambridge handle the housework, so you can enjoy your free time this spring.

We offer:

- Customized cleaning services
- Bonded and insured maids
- 100% Satisfaction guarantee
- FREE in-home consultation

Contact us today to get started!

519-894-4709
merrymaidskwc@bellnet.ca
merrymaidskwc.ca



merry maids
Relax. It's Done.™



Imagine
YOUR HOME

When you are planning to build a new home or renovate your existing one, investing creative, artistic thought into the design and aesthetics can make a world of difference in your end satisfaction and in the ultimate beauty of your home. Imagine offers consultary insights and services that can make that difference and give you confidence and precision moving forward.

226.808.4399
www.imagineyourhome.ca
2912 Arthur St. N., Elmira, N3B 2Z1

STORY **WALTER FRANCZYK**

INSPECTIONS MAKE GOOD DEALS AND *better homes*

Buying, selling or maintaining a home are all a lot easier with professional help.

It's one reason many people turn to home inspectors to help them decide whether to purchase a home, when to repair it or spruce it up for sale.

"Inspections help home buyers make an informed decision," says Blaine Swan, a registered home inspector and owner of Home Probe Canada.

"Buyers are usually inundated with details about colour choices, how their furniture fits and the home location," he says. "A home inspection is the nitty-gritty details. An inspector looks at the multitude of systems that all come together to make the home – the roof, structure, heating system, plumbing system, electrical, etc.," says Swan.

"It is a large financial investment they're about to make and it provides them with a number of answers, but primarily, is the home safe, is the home habitable, are there significant costs needed to make it safe and habitable," says Swan, who's been inspecting homes since 2002 and is president of the Canadian Association of Home and Property Inspectors.

Home inspectors don't prescribe repairs or estimate the cost of renovations, but their findings can help prospective buyers choose whether to renegotiate the sale or accept the home as is and deal with repairs later, Swan explains. "Sometimes, the information provided is walk-away information. There's just too much, and it's a deal breaker. It happens all the time."

While most older homes often need some work and are carefully scrutinized, newly-built homes are also worth a professional look. The quality of building materials and contractors can vary widely in new construction. "You've got the low end and you've got the high end," Swan says. "Not everybody is at the high end. That's why we

inspect. The problem with new homes is that sometimes it's not readily evident what the problems are."

Pre-sale home inspections performed for homeowners can help prepare them for selling their home and give them time to ensure the house is ready for sale. "This allows the seller to be proactive," Swan says. "In other words, if it needs a new furnace, or it needs a new roof or something like that, the homeowner can go out and gather the pricing and information, or even get the jobs done, prior to putting the home on the market," he says.

Inspections can also assist home maintenance, especially for those people with limited mobility, knowledge or skills in home improvement.

"Not everybody can crawl on the roof," Swan says. "A lot of people are older and can't get up there and look at the roof. Even if they could look they may not be able to interpret what they see. A home inspector would." Inspectors are knowledgeable about the life expectancy of different materials, products and systems and can advise homeowners accordingly. "It's better than laying awake at night, worrying about what's over your head, or what's happening in the basement," he



says. "It's just good information so you can do financial planning."

Before choosing a home inspector, homeowners and buyers should check the websites of the Canadian Association of Home and Property Inspectors (cahpi.ca) or the Ontario Association of Home Inspectors (oahi.com). Their published standards of practice define what you can expect from a home inspector. Just as importantly, these standards state what inspectors don't do. For example, inspectors are not required to determine the advisability of purchasing any property. Nor are they required to determine the remaining life of any system or component. They're not required to move suspended ceiling tiles, furniture or debris or to determine the strength, adequacy, effectiveness, or efficiency of any system or component or the causes of any condition or deficiency. Both sites list nearly 80 exclusions.

The Canadian and Ontario home inspectors' associations can help homeowners and buyers find trained and qualified inspectors. **OH**

online Five questions to ask a home inspector: ourhomes.ca/mag/inspector

The Ontario government urges homeowners and buyers to do some research to find a reliable and knowledgeable home inspector. Here are some of its tips:

Look for a home inspector who:

- provides written inspection reports
- will give you references
- has experience with the type of home you're considering (e.g. condos, heritage-era homes, cottages)
- has an accreditation that shows training and experience
- will provide a written contract

When hiring a home inspector make sure to:

- get quotes from more than one inspector
- check references
- ask about their training and experience
- ask to see a copy of the inspection report they use
- ask if they choose to have insurance

your bum deserves better.



4 HEIGHTS · 85 STYLES · 18 METALS · 124 FABRICS · 9 GENUINE LEATHERS · 5 WOODS

Blinds Are Us
Gallery Showroom



www.blindsareus.ca




299 Manitou Drive, Kitchener
519.893.8687



CAMBRIDGE DRYWALL SERVICES LTD.

519.624.1575
540 Thompson Drive Unit A, Cambridge, ON
info@cambridgedrywall.com
www.cambridgedrywall.com

**ESTABLISHED
SAFE, CAPABLE
QUALITY ORIENTED**



RESIDENTIAL SERVICES

steel framing • blown attic insulation
insulation • drywall installation
taping • textured ceilings


COMMERCIAL • INDUSTRIAL

structural metal stud design & framing
insulation & polyurethane foam insulation
drywall installation • taping
acoustic ceilings • textured ceilings

TOP TO BOTTOM *refresh*

STORY **ADRIENNE BROWN** | PHOTOS **TARA WEST**

This home's main living area is topped off with original beams, which were updated with a fresh coat of light paint. The large doors walk out to a beautiful back yard. **BELOW:** Mario Gianniotis from Riverside Door and Trim, Sandi Duclos from Sandi Loreen Duclos Interiors, and Maggie Bard from Accents for Living.



This formal dining room off the main foyer is set and ready for company. **ABOVE:** Marble flooring in the foyer, at the bottom of a spiral staircase, is the only original flooring that remains in the home. **TOP RIGHT:** Sandi Duclos used just the right accents and hits of colour to make the palatial home shine.

Some homes are just too beautiful to pass up, even if they aren't what you were shopping for.

When George and Andrea Gianniotis, part owners of the family business **Riverside Door & Trim**, were looking to downsize, they happened across a 10,000 sq. ft. stunner in Waterloo. At least, they knew it could be a stunner, once it got some help.

Although they changed their minds and didn't end up moving into the home they fell in love with, the couple

Continued on page 38



RIGHT: Soaring ceilings offer plenty of height for new cabinetry, which was all built by Riverside Door and Trim. **BOTTOM:** The island is the centrepiece of the kitchen, which features all brand new appliances. **OPPOSITE:** The eat-in nook in the kitchen is the perfect spot for afternoon tea.



did decide to renovate and update the whole space before relisting it.

After working on the bones for several months, they hired **Sandi Duclos** of **Sandi Loreen Duclos Interiors** to help them make the five-bedroom home shine.

“‘This house needs a family in it,’ Andrea told me,” says Duclos. “And because the house was going up for sale, we wanted to appeal to the masses.” White cabinets and “greys you can live with” were her first choices. “It’s all neutral but very fresh looking,” she says.



But tackling such a large project was no easy feat. Almost everything had to be changed.

Aside from the Calacatta marble in the foyer, which is original, all the flooring in the home is new. Area carpeting was provided by **Fitzgerald Carpet One**, tiles were installed in the bathrooms and Riverside Door & Trim installed hardwood in much of the home, including the top floor nanny quarters. They also replaced all the trim and cabinetry and redesigned the master walk-in closet. All seven bathrooms were gutted.

The main level footprint was also slightly altered. To accommodate more modern closet-space needs, the Gianniotises took some space from the formal living room to make a larger walk-in closet and adjust the en suite.

“I felt like the house had a story to tell and my job was to complete it,” says Duclos. “The real end will be whoever buys the house, but for me it was choosing surfaces, fixtures and design elements that were current yet timeless and furniture to complete the story,” she says. Accents For Living in Guelph provided all the new furniture in the home and Duclos complemented it with some antique pieces of her own. *Continued on page 40*

ASK A DESIGNER

OUR HOMES asked Sandi Duclos, the designer behind this home’s dramatic facelift, to share her expertise on all things interiors:

With a large-scale renovation, how do you decide where to begin?

Much like any renovation, a large-scale reno begins with careful planning and precise organization. First, I establish the scope and budget. From there, itemizing needs, wants and “we would love to have, but not sure if it’s in the budget” is what begins the design process. Thoroughness and attentiveness in critical planning is what can make or break a positive renovation experience, especially when the scale of the project is large.

What advice do you have in regards to sticking to a budget, whether large or small?

Ensure the budget you are working with is realistic. If a budget is unrealistic, you are setting yourself up for failure even before you begin the design process. Overspending can be detrimental to a home’s realistic value, especially when dealing with fixed furnishings like bathroom and kitchen fixtures. Budgets are one of the most difficult aspects of any design process.

What are some of your favourite design trends for 2015?

Current design trends are heading in a direction that thrills me. I have always had a love affair with classic and traditional design, so I am delighted to see modernism going by the wayside! With that being said, I love the new look and feel of the transitional home, which is a modern take on traditional home decorating. I’m thrilled to see gold and brass re-emerging, pattern-on-pattern trends, the use of fabric in artful ways, wallpaper and Hollywood-glam style, including tufted everything!



feature

This main-floor master also walks out to the backyard patio. **BELOW:** The master closet features enough built-in storage for even the largest wardrobe. **BOTTOM:** The master en suite incorporates the same colour scheme as the bedroom and is just as fresh and inviting.



It's Curtains For You sewed custom draperies designed by Duclos for many of the home's tall windows and wide doors, many that lead out to the spacious backyard, which features a pool.

"I've seen the blood, sweat and tears these people have put into this home," says Duclos. Not only a lot of work, but a lot of love went into updating the home. "It's a house that's full of character. The detail work is exquisite."

It's the series of specific design choices – from painting dark timbers in the great room white and selecting a new limestone mantel

for a two-sided fireplace, to painting the coffered ceiling a half-tint of the wall colour – that pulls everything together just as the Gianniotises had imagined. "It doesn't feel like a big house. It just kind of wraps you in grace," says Duclos.

Although the project may have seemed daunting at first, it's exactly the sort of job Duclos loves to sink her teeth into. "Interior decorating has always fueled my passion, but when everything you fancy is on trend, you just can't wait to get up in the morning and decorate!" **OH**




SOURCE GUIDE

Accents For Living • Belmar Roofing • Cambridge Custom Hardscaping Inc. • Chervin Kitchen and Bath Inc. • Creative Glass 2010 • Fitzgerald Carpet One Floor & Home • It's Curtains For You • Jules For Your Home • Riverside Door & Trim Inc. • Rushton Contract Flooring • Sandi Loreen Duclos Interiors • TA Appliances & Barbecues • The Lighting Shoppe • Windows to Adoor • Woodland Air Conditioning

Where living is a work of art



Cultivate your masterpiece at Stonecrock; a complete community tailored for today's active adult located in picturesque New Hamburg.



An Adult Lifestyle Community
Priced from the mid \$400's



Brand New Decorated Models

12 Amberdale, New Hamburg

Open Daily: 12:00-5:00pm

NOW OPEN



sales@stonecrofthomes.com
519.662.6621 or toll free at 1.866.278.7577

StonecrockHomes.com



BEYOND THE STAGE HOMES
DECORATING & DESIGN

When *Style* Meets Everyday Living

226.240.0766

info@btshomes.com

www.beyondthestagehomes.com



Top 10 Redesigners of the Year 2014 & 2015
RESA® Industry Awards



JUSTLIVE
interior design



www.justlive.ca

nicolette@justlive.ca

226.201.2112

A BEAUTIFUL *and edible* LANDSCAPE

STORY AND PHOTOGRAPHY
MELANIE REKOLA



Scarlet Runner

As happens so often in fashion, what is old is new again. Adding edibles to the landscape is presently very stylish, however being the world's oldest form of horticultural cultivation it is, in fact, the origin of the modern-day garden.

Evidence suggests plant-based gardening began in prehistoric times where our ancestors planted favoured food species along jungle-clad river banks. By 10,000 BC, we were enclosing our food gardens, very likely to protect our crops. The word "garden" descends from the Old English term "geard," meaning fence or enclosure.

Adding food plants to your landscape is easier than you may think. Many are quite lovely, performing double duty. Other common garden plants are both edible and delicious proving there is no need to sacrifice beauty for a food-fare garden.

Add A Fruit Tree Or Two

I never hide the fact that I am in love with woody plants of all types. Most properties lack trees for privacy, to mask ugly sight lines, to ground the house and to give outdoor spaces that content and cosy feeling. Many fruiting trees are quite good looking, and though you may have heard fruiting trees are high maintenance, by choosing disease-resistant varieties, you can cut your work in half. Yes, you will have to prune thin to increase the size of the remaining fruit and spray a safe, chemical-free pesticide to be successful, but the reward far outweighs the work in my opinion.

They all bloom, and some are even fragrant. Many are self-pollinating (meaning you only have to plant one), yet others must be planted in pairs, of male and female, to produce fruit. Select tree placements wisely. If you are not judicious about harvesting, the fallen fruit will attract wasps. Therefore, they are best planted away from patios and walkways. If fruit trees are not your thing, then don't forget about the low-care nut producing trees and sugar maples for syrup.

Berry-Bearing Shrubs

Fruiting shrubs are lower maintenance than fruiting trees due to the smaller size and faster maturation of fruit that makes insect infestation less likely. As they take up less space than trees, they are also easier to fit in.

Serviceberry (can also be a tree) produces tasty berries, and it looks gorgeous with lovely grey bark, great form, fluffy white flowers and red scarlet fall pigment.

Elderberry is another great choice. It comes in standard leaf and lacy cut-leaf variation that mimics a Japanese maple (but is much hardier). Leaf colours also vary wildly from yellow to deep wine, making them highly ornamental. Its prolific berries taste great on their own and also are perfect for pies.

Low-growing velvet leaf blueberry is appropriate for the front of the border. Though it is not highly ornamental, it makes a good filler plant and is worth considering due to its supremely luscious berries.

Continued on page 44

MELANIE'S TREE PICKS

- | | |
|---------------------|--------------------|
| Fruit Trees: | Nut Trees: |
| • Apple | • Chestnut |
| • Pear | • Shagbark Hickory |
| • Peach | • Walnut |
| • Plum | |



Nasturtium



Paradise Pools
"the smart choice"

1089 Colborne Street W.
Brantford, ON N3T 5L7
patti@paradisepools.org

519.750.1222
www.paradisepools.org





FUN GUARANTEED!

POOLS AND LANDSCAPING

OPENING & CLOSING OF POOL • WEEKLY & HOLIDAY MAINTENANCE • REPAIRS & SERVICES

Let Us Design and Build Your Dream Landscape Today

Designing, Building and Maintaining Exceptional Landscapes in Waterloo Region since 1967.

- Design/Build Landscape Architects
- Outdoor Living Spaces
- Lawn & Garden Maintenance
- Entries & Curb Appeal

Design. Build. Maintain. Grow...

519.742.8433
www.wrightlandscape.ca







Oregano



Arctic Kiwi Vine



Daylily

MELANIE'S PLANT PICKS

Herbs:

- Chives
- Thyme
- Oregano
- Sage

Perennials:

- Daylily
- Echinacea
- Lavender
- Yucca
- Violets

Annuals:

- Nasturtium
- Pansies
- Calendula

Underused and vigorous, vivacious vines are a wonderful way to screen unsightly walls or fences and maximize vertical space. They also give a garden a much-needed sense of age.

For grapes, by deciding on native or cold hardy, disease-resistant varieties and by using careful pruning techniques, you'll have a great chance of success!

Hardy kiwi is a lower-maintenance but aggressive vine to ponder with lovely reddish stems, thick mid-green leaves and succulent fruit.

Scarlet runner beans are yet another delightful option. They grow fast and have gorgeous red blooms that hummingbirds love and develop into edible beans. Scarlet runner beans are an annual and, for this reason, require planting every year, but it's easy to let a few beans develop and save the seed for sowing the following year.

Edible Perennials (and a few annuals)

Interestingly, the flowers of many common garden perennials are edible or partially edible. Flower cookery can be traced back to Roman times but was especially popular during the Victorian era. Most herb blooms are just as tasty as their foliage, and many are quite handsome, available in colourful leaved and variegated variations. You may recognize some



Chives

of these edible and vibrant annuals, perennials and herbs (listed above) already growing in your very own garden. And if cooking with flowers doesn't delight you, they can be used as a lovely plate garnish or frozen into ice cubes for a fancy dinner party.

Gorgeous Kitchen Garden

You could also choose to be all-out obvious with your edibles and plant a kitchen garden. Kitchen gardens can be a thing of beauty when formal geometry is bordered with low-herb hedging, and are best situated in a spot with easy kitchen access. Select but one good-looking food plant per quadrant. Finish the look by decorating the space with lovely potted edibles such as vibrant hot peppers. Save those ugly tomatoes and potatoes for the designated veggie plot.

In a world where many children grow up eating from the grocery store (and many ingesting mostly packaged food), it is especially important to demonstrate just where all this food is coming from. Growing edibles creates an important teaching opportunity by showing first-hand the life cycle of food, including the importance of (and the necessity of protecting) our pollinators. To sum it all up, food gardening can be both attractive and appetizing, is fun, convenient and healthy, offers educational opportunity and will save you money. What's not to love? **OH**

Melanie is a certified horticulturist and landscape designer.

online Get more in outdoors at ourhomes.ca/mag/outdoor



519.498.4694
info@perfect-image.ca | www.perfect-image.ca



Don't Settle for Anything Less than Perfect!
 Landscaping • Lawn Maintenance • Property Maintenance • Tree Service • Snow Removal • Miscellaneous Jobs
 Serving Kitchener, Waterloo, Cambridge, Guelph, and Surrounding Areas!

From the standard design, to the beautiful custom shapes and curves of your very own pool, each and every Terry Howald Pool will add the character, beauty and attention that your backyard has been asking for!

Great Teams Make Great Pools!



info@terryhowaldpools.ca | www.terryhowaldpools.ca | 519.578.1634

Visit our showroom located at: 274 Courtland Ave. East Kitchener
 We have a wide variety of chemicals and products on display. Office Hours: Summertime: 8am-6pm • Wintertime: 9am-12pm, 1pm-5pm

SPRING AWAKENING

PHOTOGRAPHY TARA WEST

SAM AND SARAH SIMONS

Terry Howald Pools

Tell us about your business: Terry Howald Pools has been providing service to Kitchener-Waterloo and surrounding regions for over 40 years. We take pride in offering top-quality products and services at an affordable price. We design and install new pools as well as renovate and enhance existing inground swimming pools.

What are the latest trends in pools? One of the many features we offer is the new Pentair Easy Touch. This feature allows homeowners to control everything from pool and spa temperature, to jets, lighting, water features and more, right from your favourite Apple or Android device. The unique ScreenLogic interface gives you access to your pool and spa's operation from practically anywhere.

What should every new pool owner know? They should know that a swimming pool is easier to maintain than you may think. New technology that we offer makes it simple and easy to schedule and control the operation of your pool and spa equipment. We are always just a phone call away and our experienced full service team is available to help with any questions or concerns.

What's your favourite pool-side music? A constant mix of new and classic hits sets the ambience for the perfect backyard get together. We love to entertain by the pool, and our playlists range to enhance a variety of gatherings!



Make the most of your outdoor space this year with some help from our local experts. You won't want to be inside again for months!

TROY PHILLIPS

Perfect Image Property Maintenance Inc.

What services do you offer? We offer a wide range of services for both commercial and residential properties, including: property maintenance, landscape design, landscape maintenance, tree and shrub planting and removal, snow plowing and removal, ice control, parking lot sweeping and asphalt repair.

How often should lawns be fertilized? Even the healthiest lawn gets hungry and needs a solid meal. Twice a year, spring and fall, is the bare minimum most experts recommend for fertilization, though some add a feeding in the middle of the summer.

What should all great landscape plans include? They should have great attention to detail. The materials, colours and surface textures are very important to consider when designing or maintaining a landscape.

What do you love most about working outside? Having the freedom of being outside enjoying the weather beats being cooped up inside any day! Not to mention the tan!



DAVE WRIGHT

Wright Landscape Services Inc.

What are your specialties? They include designing, building and maintaining exceptional landscapes in Waterloo Region. We can build a project that is right for clients, from residential front entries and foundation plantings to patios and outdoor living spaces, estate design and high end multi-residential projects.

What are the latest trends in landscaping? Curb appeal and outdoor living spaces tend to be the two trends that continue to dominate the residential market. Our clients want their homes to look great from the street and they want a place to wind down and relax with their families with privacy and unique finishes.

Homeowners shouldn't be afraid to: Hire a professional to design and build their project. People do not buy patios or front entries every day. Hiring a contractor they can trust and communicate with will make their project run smoothly and everyone will be happy in the end.

What is your favourite plant, shrub or tree? My current favourites are the Annabelle Hydrangea and the Japanese Maple. On their own, both plants are very impressive but together they create an amazing pairing. **OH**

STORY **SHELBY HILSON**

RE-FRESH-MINT

When we read about the world's healthiest foods, the focus is often on fruits and vegetables, but fresh herbs offer some of the highest medicinal benefits and are, quite frankly, delicious!

One such herb, which brings our spring gardens to life with its sweet, fresh scent, is mint. Scientifically known as *Mentha*, mint has more than two dozen species and hundreds of varieties.

Mint is somewhat of an overachiever in the natural health world with a list of benefits that is long and impressive. It contains an antioxidant known as rosmarinic acid, which has anti-inflammatory properties and has been studied for its effectiveness in relieving seasonal allergies. It also acts as a natural decongestant, helps ease sore throats, aids upset stomachs and indigestion, speeds the digestion process, relieves nausea and headaches, and is a natural stimulant, which

can give you a boost and help you focus when you're feeling depressed, anxious, fatigued or sluggish. We also know that mint helps to freshen our breath and gives many products, like toothpaste, their refreshing flavour.

So, how can we incorporate this beneficial and refreshing spring herb into our daily lives? Simple... add it to your drinks.

Fresh mint can enhance the quality and taste of so many refreshments. Add it to your water to help with nausea or fatigue, or simply to enjoy its wonderful flavour. Toss in a lemon wedge and getting your eight glasses a day won't feel like a chore anymore.

Give your guests a taste of spring with one of these simple, pretty and refreshing drinks:

With the addition of ginger and raw honey, this tasty drink boasts even more health benefits and is a wonderful solution for upset stomach and indigestion.

MINT & GINGER LEMONADE

Makes 4 servings

½ cup chopped fresh mint leaves

⅓ cup chopped fresh ginger

⅓ cup raw honey

2 cups boiling water

Juice of 2 lemons

1 ½ cups cold water

- Combine mint, ginger and honey in a bowl. Add boiling water. Let steep for half hour. Strain into juice jug, extracting as much liquid as possible. Add lemon juice and cold water. Pour over ice and garnish with mint leaves and lemon slices.



This powerhouse smoothie is hearty enough to replace a meal and a great way to start the day or give you that afternoon pick-me-up.

MINT SUPERFOOD SMOOTHIE

Makes one 16 oz serving

1 cup almond or coconut milk

8-10 leaves fresh mint (try chocolate mint variety)

1 frozen banana

½ cup spinach

1 tbsp cacao nibs

1 tbsp hemp seeds

2 medjool dates, pitted

1 scoop protein powder

½ cup ice

- Add all ingredients to a high-powered blender and blend until smooth. Serve immediately. **OH**



The Region's Largest Showroom



334 CHB

The **LIGHTING** Shoppe

6017-6 BZP



Thousands of fixtures on Display and in Stock

P6808 SF



5 1 9 . 6 2 2 . 2 2 2 3
529 Hespeler Rd. (at Sheldon) Cambridge
tlscservice@bellnet.ca • www.thelightingshoppe.ca

1199 Wharncliffe Rd S London

WWW.GREENSVILLESOAPSTONE.COM

GREENSVILLE SOAPSTONE COMPANY

1-888-95-STONE
1-888-957-8663

Soapstone
Countertops, Sinks and Tiles

VISIT OUR SHOWROOM AND STONEYARD

4450 Corporate Drive, Unit 2, Burlington ON (QEW & Appleby Line)
Monday - Friday: By Appointment
Saturday & Sunday: 10am - 4pm

THE TIMELESS MATERIAL CO

Reclaimed Wood & Component Supplier

www.timelessmaterials.com

Head Office/Waterloo Showroom
305 Northfield Dr. East
Waterloo, Ontario
N2V 2N4
Telephone 519.883.8683

Timeless Material North
194 North Rankin St.
(Hwy 21)
Southampton, Ontario
N0H 2L0
Telephone 519.797.9994

>> SOURCE IT

BLINDS ARE US

From early morning breakfasts with families sitting around the counter to late night parties that end up in the kitchen, barstools have become an essential piece of furniture in today's homes. Quality and comfort are the most important features to consider when purchasing stools - after all, you're going to use them a lot.

Getting the height right is important. The wrong height can leave you hunched over your meal or resting your chin on the counter for an uncomfortable experience for you and your guests. Blinds Are Us carries barstools in four heights instead of two to make sure you get the perfect fit.

With an endless selection of options available, you create a stool that is just for you. From the frame finish, fabric, leather or wood, you select each and every element of your stool, making it fit your style and your family.

Guaranteed for 10 years and Canadian made from recyclable materials, choosing these stools from our store is a no brainer. Blinds Are Us is happy to partner with Canadian family run businesses because we know that those qualities mean great service and great quality.

Try them for yourself and feel the difference. Your bum deserves better!

299 Manitou Drive, Kitchener
519.893.8687 • www.blindsareus.ca

(Please see ad on page 35)

LAKE AND POND CARE

Fish Farm Supply Co. has been helping lake and pond owners for more than 25 years to manage and improve their water bodies. We have helped owners with ponds ranging in size from small

backyard lined ponds, to large rural fire ponds and irrigation ponds to 500 acre lakes. There is no pond that we are not prepared to help you with.

We carry a wide variety of solutions ranging from fountains to beneficial bacteria and are happy to offer advice and information to help you make the right choices for your property. We have the ability to help you in our retail store located in Elmira or can offer an onsite visit for a small fee to discuss the needs and challenges specific to your pond. We also offer repair services for many fountains and aeration windmill brands to make sure that all your equipment is running optimally. We at Fish Farm Supply Co. know that water bodies can be challenging and we look forward to helping you learn how to manage your pond or lake.

Fish Farm Supply Co. • 116 Bonnie Cres, Elmira
1.877.669.1096 • www.fishfarmsupply.ca
info@fishfarmsupply.ca (Please see ad on page 27)



A MISCELLANY OF THE NEW,
NEAT, UNIQUE, AND FABULOUS IN
CAMBRIDGE, KITCHENER, WATERLOO & REGION

HEER'S PAINT & DÉCOR

What started as a paint and wallpaper store on Belmont Boulevard in 1955 is now one of the area's most reliable paint and décor companies, continually dedicated to quality products and customer service. During more than 50 years of business, the Heer family has learned a thing or two about our region's décor needs - and they have evolved accordingly.



Michelle Heer-Maue has become one of Waterloo Region's most highly respected décor experts. Heer's caters to a variety

of styles, but always aims to keep things fresh. All the employees know what's trendy, but they also know what works in a room (and what doesn't!) so they can help customers with any project they have in mind. Heer's now offers in-home consultations, floor plans and presentations, custom draperies and blinds, complete product installation, shopping services and building and remodeling assistance.

Each store carries a selection of accessories and artwork. Visit us at any of our four, full service decorating centres.

428 Gage Ave. In Kitchener
1120 Victoria St. N. in Kitchener
245 Edinburgh Rd. S. in Guelph
583 King St. N. in Waterloo
519.578.5330 • www.heerspaint.com

(Please see ad on page 25)

HEISLER HOMES


After 20 years and over 300 custom homes, Heisler Homes has proven itself as a leader in the custom home building industry. We have received multiple awards for our outstanding floor designs, beautiful bathrooms and functional kitchens. Heisler Homes is now using that experience to build top quality townhomes and singles on 40' lots. "We are bringing the custom home building experience and opportunities to all segments of the market". Unique craftsmanship, the highest of standards and premium custom finishes is what Heisler Homes embodies in all of our projects. We would also be pleased to design and build your dream home on your lot to your specifications.

Currently in Carriage Crossing we are building our highly sought-after executive townhomes with spacious single-detached homes on 40' lots to come in Phase 2.

Carriage Crossing is a neighbourhood with many desired features such as walking trails, golf course, sports fields, parks, walk to Italian Café, animal hospital, pharmacy and more.

For more information go to www.heislerhomes.ca or visit our model home located at 109 Oak Park Drive, Waterloo. Monday-Thursday from 4-7 p.m. and Saturday-Sunday from 1-5 p.m. or call Sandra Reier at 519.742.5800 ext. 2234. sreier@coldwellbankerpbr.com


(Please see ad on page 2)




Surround Yourself In Beauty That Reflects You

519.886.5290

112 1/2 King St. S. Uptown Waterloo
pdrpictureframes.com | info@pdrpictureframes.com



Furniture Indoor/Outdoor - Home Décor - Bedding - Mattresses - Gifts



Wroxeter Showroom
43195 Amberley Rd.
519.335.3228

Hanover Showroom
805 - 10th St.
519.506.3228

Solid Wood Furniture
Open 7 Days!



K-W's Only Furniture Consignment Store!

Why pay high prices for new, when you can get better quality for less?

HURRY IN, INVENTORY CHANGES DAILY!

RISK FREE BUYING!
With our no money,
no obligation 24 hour trial!

HASSLE FREE SELLING!
Your furniture & decor are displayed
in our upscale showroom.
We sell it, you get the cheque!
It's just that easy!

Bits & Pieces
Furniture & Décor
408 #3 Gage Ave.
519-742-4033
www.bits-and-pieces.ca
info@bits-and-pieces.ca
Mon.-Fri. 9:30-5:30
Sat. 9:30-4:30

**DON'T LET A GREAT DEAL
PASS YOU BY!**
Visit our store and
bring in this ad to receive
10%
off your next purchase.
Expires: May 30th, 2015



DELMAR WOODCRAFT Custom Designed Furniture

Let us Inspire You.
Call for Your Free Quote
Today
519 623 2801
Showroom Available

www.delmarwoodcraft.com
586 Coronation Blvd Cambridge

finishing touch



STAND MIXER: KitchenAid



APACHE RED
PAINT COLOUR:
Benjamin Moore



MARIN RED DINNERWARE
COLLECTION: Crate & Barrel



THREE-PIECE AMIGOS
VASE SET: CB2



STAUB CAST IRON TEAPOT:
Zwilling J.A. Henckels



DIALLO SMALL
CHANDELIER:
Arteriors



NISHINO VOTIVE
CANDLE HOLDER:
Glassybaby



PROFESSIONAL
PEPPER MILL:
Trudeau Corp.

MARSALA

PANTONE'S COLOUR OF THE YEAR



30-INCH
CLASSIC
GAS RANGE:
Heartland
Appliances



CORAL APPLIQUE PILLOW
COVER WITH BEADS:
Williams-Sonoma Home



VERANDA COLLECTION:
Crosley Furniture

online

See more online at ourhomes.ca/mag/marsala

Let our interior decorators make your decorating dreams come true



BRENTWOOD CLASSICS

Smitty's
FineFurniture.com



For the LOVE of
CANADIAN
FURNITURE

HANOVER SHOWROOM 170-3rd Street 519-364-3800

KITCHENER SHOWROOM 170 Gateway Park Drive 519-658-9313



Stephen Legge
Son

Philip Legge

Mary Legge

Pictures are from our 10,000 sq. ft. Fitness Superstore in Fergus, ON - 15 minutes North of Guelph.



INVEST IN YOUR FAMILY!

A health and fitness investment is always a smart move. A lot of people are considering a whole Fitness and Wellness System for their home. It's an investment that keeps on giving. Our clients report improved energy, weight management, more strength and stamina and a new lease on life with a regular fitness and wellness program. After all, we only have one life to live. You're not just doing it for yourself. Your family needs you, so stay fit for a lifetime!

We only offer the best quality products that provide the maximum health and fitness benefits.



LEVEL 1 - VIBRATION



LEVEL 2 - INVERSION



LEVEL 3 - SAUNA CLEANSING



LEVEL 4 - HYDROTHERAPY



LEVEL 5 - CARDIOVASCULAR



LEVEL 6 - STRENGTH

We have a Best Value Guarantee that includes a 30 Day Lowest Advertised Price Match.

105 Queen St. W., Fergus 519-787-7498 (Retail Hours: Saturday 10:00 – 5:00 and Sunday 10:00 – 5:00)

202 Main St. W., Listowel 519-291-5987 (Retail Hours: Wednesday 9:00 – 6:00, Thursday 9:00 – 6:00, Friday 9:00 – 8:00 & Saturday 9:00 – 6:00)

Remember, Fitness Begins With the Legs!

info@leggefitness.com - 1-800-695-7338 – www.leggefitness.com

Your Family Fitness & Wellness Superstore Since 1988!