

WINTER 2013/NEW YEAR 2014

STYLE ■ COMFORT ■ IDEAS ■ REAL ESTATE

# ourhomes

R E G I O N O F W A T E R L O O

## MODERN COTTAGE *Snuggled in Cambridge*

**ARTISTS  
SUPPORTING  
ARTISTS  
IN KITCHENER**

**HOW 2 EMPTY NESTERS  
REVAMPED  
THEIR HOME**

*plus*

**GREAT CANADIAN  
STYLE PICKS**

**MILK & CHALK  
PAINT PRIMER**

**DECORATING  
WITH WHITE**

# Schweitzer's

Plumbing Centre



[www.schweitzers.ca](http://www.schweitzers.ca)

Visit our large, beautiful showroom at:  
1768 Erb's Rd. West, St. Agatha, ON  
Just 5 minutes west of Waterloo across from Angie's Kitchen  
1.519.747.1819

[find us on](#) | [facebook](#)



**WINTER  
SALE**



*American  
Standard*

**Dec. 1st to Jan. 15th \$595 | Jan. 15th to Mar. 1st \$695 | Regular Price \$978**


Three piece set sold complete only. Includes: American Standard Studio Right Height White Elongated 4.8L two piece toilet with slow close seat, American Standard Boxe Counter Top Single Hole White Lav Basin, American Standard Berg Chrome Single Hole Lav Faucet with waste.

*New inventory arriving weekly!*



Cornerstone Home Interiors offers eclectic and classical home furnishings that add impact and interest to your life spaces. Our inventory is kept fresh with trailer-loads of hand-selected furniture arriving weekly. You will never see more unique pieces.

Cabinetry, sofas, chairs, carpets, lighting, accessories and one-of-a-kind treasures all priced just for you. With 18,000 square feet of showroom in our Toronto store and massive 50,000 square feet in our Cambridge flagship store, you won't believe the selection!



**CORNERSTONE**  
Home Interiors

*Livable Luxury at Affordable Prices.*

**TORONTO**  
2886 Dundas Street West  
T 416.767.8170

**CAMBRIDGE**  
90 Main Street  
T 519.740.9991



[www.cornerstonefurniture.ca](http://www.cornerstonefurniture.ca)

[f /CornerstoneHome](#) [t /Cornerstone\\_CS](#) [p /CSHome](#)

# Winter Warmth

A warm, cozy escape from the cold winter ahead.



A Warm Holiday Welcome  
from the staff at The Frugal Decorator

the frugal decorator

101 - 50 Ottawa Street South, Kitchener

519.744.9280

[www.thefrugaldecorator.ca](http://www.thefrugaldecorator.ca)

Residential and Commercial Design Concepts . Custom Furniture . Repurposing and Eco-Renew Services . Custom Drapery  
New Build Surface Planning . Custom Upholstery Services . Lighting Plans . Kitchen and Bath Concepts . Customer Design Resource Centre

Benvenuti a casa.



[www.natuzzi.com](http://www.natuzzi.com)

**NATUZZI**  
ITALIA



4553 King Street East, Kitchener, ON

519-653-7354

[www.leatherbymann.com](http://www.leatherbymann.com)





# Time for a new furnace?

Get a new furnace for only **\$29.99/month**



Come visit our **Cambridge Showroom.**

**COMFORT PLUS CLIMATECARE.**

519-752-2250 (Brantford)

519-658-6441 (Cambridge)

905-388-4800 (Hamilton)

[ComfortPlusHeatingAndAirConditioning.ca](http://ComfortPlusHeatingAndAirConditioning.ca)

**100% SATISFACTION GUARANTEED!**

Like us at [facebook.com/ClimateCareCanada](https://www.facebook.com/ClimateCareCanada)

\* Call for details. Offer expires February 15, 2014. ClimateCare and the ClimateCare Logo are trademarks © 2013 ClimateCare Co-operative Corporation.



*Casa Bella*  
**TILE & STONE INC.**

granite • marble • porcelain • mosaic

VISIT OUR SHOWROOM  
Mon - Wed 9 - 5:30  
Thurs 9 - 8  
Fri 9 - 5:30  
Sat 9 - 3

[www.casabellatile.ca](http://www.casabellatile.ca)

1254 Union St., Kitchener, ON  
t: 519.579.8000  
f: 519.579.0096  
(in the Hacienda Sarria Building)



# UPGRADE YOUR VIEW

REMODEL • REPLACE • RETHINK

Your Exclusive Local Dealer



Built around you.®



Let us inspire you.  
Visit us at 2236 Shirley Dr. Kitchener  
519-578-3938 | bavarianwindows.com



**REGIONAL PUBLISHER/FRANCHISE OWNER** Marshall Westridge Media Inc.  
Tracie Zorzi  
tracie@ourhomesmagazine.com

**REGIONAL MANAGING EDITOR** Adrienne Brown  
adrienne@ourhomesmagazine.com

**REGIONAL PRODUCTION MANAGER** Tracy Shuttleworth  
tsw@ourhomesmagazine.com

**MARKETING & ADVERTISING** Tracie Zorzi, 905.875.3509 or 905.699.0727  
Glenda Wiedeman, 705.446.4997  
glenda@ourhomesmagazine.com

**BUSINESS DEVELOPMENT MANAGER** Deen Mueller, 519.591.7499  
deen@ourhomesmagazine.com

**CONTRIBUTORS**

Brandon Barre, Adrienne Brown, Maria Carr, Tara Chattell, Maria DaSilva, Christopher Drake, Sandi Duclos, Scott Hunter, Gina Makkar, Pink Poppi, Stephanie Redmond, Yanic Simard, Tara West

**OUR HOMES MEDIA GROUP INC.:**

|   |  |
|---|--|
| <b>EDITORIAL</b>  | <b>PRODUCTION</b>  |
| <b>EDITOR-IN-CHIEF</b> Georgette McCulloch<br>editor@ourhomesmagazine.com   | <b>PRODUCTION DIRECTOR</b> Lynn Derrick<br>lynn@ourhomesmagazine.com   |
| <b>ASSOCIATE EDITOR</b> Julie Simmonds  | <b>PRODUCTION MANAGERS</b><br>Laura Crossett, Julia Dempsey,<br>Kelly Donaldson, Marilyn Reid,<br>Abby Reynolds, Andrea Wray |
| <b>MANAGING EDITORS</b> Alexandria Barker,<br>Nancy Belgue, Adrienne Brown,<br>Pauline Clark, Andrea Cox, Walter Franczyk,<br>Mary Hatt, Sarah Hoy, Gina Makkar,<br>Melissa North, Denise O'Connell,<br>Jennifer Schleich, Jude Wayland | <b>OPERATIONS</b>  |
| <b>ART</b>  | <b>PRESIDENT &amp; CEO</b> David Loopstra<br>david@ourhomesmagazine.com  |
| <b>ART DIRECTOR</b> Tara Chattell<br>tara@ourhomesmagazine.com  | <b>VP OF FRANCHISING &amp; FRANCHISE OPERATIONS</b><br>Suzanne Strong<br>suzanne@ourhomesmagazine.com                        |
| <b>ASSOCIATE ART DIRECTORS</b><br>Sheila Britton, Georgie Donais  | <b>ACCOUNTING</b> Donna Duggan   |
|   | <b>ADMINISTRATIVE ASSISTANT</b> Lisa Merrell   |

OUR HOMES™ is a registered trademark of OUR HOMES MEDIA GROUP INC.  
OUR HOMES™ Region of Waterloo is published four times a year  
by Marshall Westridge Media Inc. under the license of OUR HOMES MEDIA GROUP INC.

OUR HOMES™ is distributed to residents of Region of Waterloo via direct delivery. Copies of OUR HOMES™ are available for free pick up at high traffic locations throughout the region.  
OUR HOMES™ is distributed to select business leaders via direct delivery.

**Advertisements and the content**, including photos, of advertisements published within OUR HOMES magazine are supplied solely by the advertiser and neither the publisher nor OUR HOMES Media Group Inc. accept responsibility for opinions expressed in advertisements or for copyright issues with regards to photos, advertising copy and advertisements, nor shall they be held liable thereby. By act of reading this publication, all advertisers and readers agree to indemnify and hold harmless both OUR HOMES Media Group Inc., and the publisher thereby. Copyright ©2013 OUR HOMES Media Group Inc. All rights reserved. Reproduction without permission is prohibited.

Please send all letters and/or feedback to OUR HOMES™ Magazine, 1375 Marshall Crescent, Milton, ON L9T 6N4. Or email us at editor@ourhomesmagazine.com. All letters received are subject to editing for grammar and length. If undelivered, return to above address.

**OUR HOMES CAN BE FOUND IN THE FOLLOWING MARKETS:**

- Barrie • Calgary AB • Durham Region • Grey Bruce • Hamilton • London
- Mississauga • Muskoka • Oakville/Burlington/Milton • Ottawa • Peterborough
- Sault Ste. Marie & Algoma • Southern Georgian Bay • Vaughan
- Waterloo • Wellington County/Orangeville/Caledon • Windsor

For franchise inquiries please visit [www.ourhomesmagazine.com](http://www.ourhomesmagazine.com)  
Or call: Suzanne Strong at 519.538.4528  
e-mail to [franchise@ourhomesmagazine.com](mailto:franchise@ourhomesmagazine.com)



# ARTISAN ZONE

FIND CANADIAN ART AND TASTEFUL GIFTS FROM A-Z!

37 King Street W, Kitchener, ON, N2G 1A1  
519.208.7400  
info@artisanzone.ca • www.artisanzone.ca

## KATI BUJNA FINE ART

UPTOWN WATERLOO & CAMBRIDGE, ON

519-573-6371  
[www.forcolourfullivingstudio.com](http://www.forcolourfullivingstudio.com)

## There's a Benjamin Moore colour for everything that matters.

(What matters is that moment when you walk in and go wow.)

# Heer's

paint & décor

Helping you discover your perfect colour. Since 1955.

For everything that matters.

|   |  |   |   |
|---|--|---|---|
| 428 Gage Avenue,<br>Kitchener<br>(519) 578-5330 | 245 Edinburgh Rd. S.<br>Guelph<br>(519) 836-4731 | 1120 Victoria St. N.<br>Kitchener<br>(519) 576-7576 | Waterloo Location<br>Closed for renovations,<br>Reopening soon. |
|---|--|---|---|

# waterloo mattress

Locally Owned & Operated



Better Quality,  
Handcrafted Mattresses  
at a Better Price.

New Fashion Product  
with Old Fashioned Customer Service.



Sleep well....Live well.

NEW LOCATION  
136 Dearborn Place, Waterloo, ON  
519-747-3729

[www.waterloomattress.com](http://www.waterloomattress.com)

## editor's note



**I ADORE THE OLYMPICS.** When the world was watching Vancouver in 2010, I was there celebrating every Canadian victory as close to the action as I could get. Tracie is a big fan of the Olympics, too, so it's no surprise we have Canadiana on our minds with the upcoming winter games in Sochi, Russia and snow falling here at home.

I picked up a pair of the new Olympic mittens when they came out and they served as instant inspiration for our winter Style Picks (page 18). We think black, white and red are bold and beautiful together and Waterloo Region retailers didn't have a shortage of items for us to showcase.

My favourite piece, because of its story, is the butcher block crafted by Lucy Satzewich. She's reusing materials salvaged from the St. Jacobs Market to create unique, meaningful pieces for people from all over our region. The wood she's using is Douglas Fir from British Columbia, which was originally used to build the Market buildings that sadly burned down in early September. But the good news is that the wood won't be clogging our landfills and some of us can own a small piece of local history. Lucy's work is available at the Cobblestone Gallery in the Atrium on Erb Street (near King) in Waterloo, along with work from a variety of other Canadian artists - what new owner Laurel O'Gorman calls "tasteful Canadiana."

Further down King Street in Kitchener, the newly opened Artisan Zone (page 46) has a similar mission: to support Canadian artisans and help provide Waterloo Region residents with the opportunity to shop for original art locally. Owners Aimee and Martin are very passionate about what they do and have carefully curated the items in store. I have no doubt many people will find unique gifts there for years to come.

Whether bold or subtle, I believe every home should have at least a touch of Canadiana. Classic HBC point blankets, modern and playful silvery or white deer horns above a hearth or a rustic maple cutting board in the kitchen - Canadian themed design can work into anybody's style.

Wishing you lots of wonderful time with family this holiday season and plenty of opportunities to cheer for Canada in February.

Cheers,

*Adrienne*

Adrienne Brown, Managing Editor  
adrienne@ourhomesmagazine.com

Follow us nationally @OurHomesMag

# Granite Studio



◆ Manufacture and install  
GRANITE and QUARTZ countertops.

◆ Free in home estimates.

◆ In home color consultations.

◆ Excellent prices for in stock off cuts.

◆ In stock slabs.

519.342.0857  
1358 Victoria North, Kitchener ON



# bauhaus

window coverings & draperies

Waterloo Regions Only

HunterDouglas *Gallery*

SAVE the HST on all Hunter Douglas  
orders placed from Dec. 9th to Dec. 21st.

646 Erb St. W at Ira Needles  
Waterloo

[www.thebauhaus.ca](http://www.thebauhaus.ca)

519-886-7120

Hours

9 - 6pm • Monday - Friday

9 - 5pm • Saturday



Bauhaus Waterloo | Bauhaus Waterloo | @bauhauswaterloo

# contents

## winter

18

### departments

|                                 |    |
|---------------------------------|----|
| EDITOR'S NOTE                   | 10 |
| PUBLISHER'S NOTE                | 14 |
| ADVICE                          | 16 |
| Make A Small Powder Room Work   |    |
| STYLE PICKS                     | 18 |
| Inspired By The Olympics        |    |
| COMFORT ZONE                    | 28 |
| Window Coverings In Waterloo    |    |
| PEOPLE                          | 46 |
| One Of A Kind Finds             |    |
| HOME RESOURCE DIRECTORY         | 52 |
| FINISHING TOUCH                 | 54 |
| Warm & Cozy Products For Winter |    |

### features

|                                |    |
|--------------------------------|----|
| ARCHITECT & BUILDER            | 22 |
| Unique In Cambridge            |    |
| DESIGN IDEAS                   | 32 |
| Bright White Décor             |    |
| REAL ESTATE                    | 34 |
| Home Renos That Add Value      |    |
| FEATURE HOME                   | 36 |
| Rethinking An Empty Nest       |    |
| DECORATING                     | 44 |
| Fresh Takes On Furniture Paint |    |
| COOKING AT HOME                | 48 |
| Delicious Garlic Shrimp        |    |



### ON THE COVER

Why Relocate When You Can Redecorate? Story, page 36. Photography by Tara West.



28



22



46



36

So many ways to look *really* good



# JOY

wishing you a joyous holiday season

70 ALPINE COURT, KITCHENER

MON - WED & FRI 8-6

THURS 8-8 • SAT 9-4

519.743.8300

CERAMIC • STONE • HARDWOOD • LAMINATE • BAMBOO • CORK • VINYL • CARPET

WWW.GRANDVALLEYTILE.COM



Grand Valley Tile

INFO@GRANDVALLEYTILE.COM



**WELCOME TO OUR SECOND WINTER ISSUE!** Now that the weather is cold and the nights are long, I hope you'll have plenty of opportunities to snuggle up by a warm fire and sip a steamy drink while you take in everything we have on offer this time around: winter decorating, Canadian-inspired Style Picks, two fabulous local homes and a piece on a product I'm really excited about that's now available in our region: Annie Sloan Chalk Paint.

I've been coveting Annie Sloan's paint for years now, hoping to find it on local shelves, and now I finally have. Originating in the UK, it's a silky smooth paint product that can transform even the ugliest furniture into shabby chic works of art.

Recently, Adrienne and I had the opportunity to try out some different techniques and finishes you can achieve with Chalk Paint with the wonderful and amazing Kathie Jordan in New Hamburg (you can find her shop on Peel Street and she runs regular workshops so you can see what Chalk Paint is all about, too!)

Kathie and her son, Mackenzie, are so passionate about Chalk Paint and what it can do to transform furniture, walls and anything else you can paint – their enthusiasm is contagious! We used practice boards at Kathie's shop but I was so impressed and excited that I bought some Annie Sloan wax to finish off a piece I have at home. It's a great product and so easy to use that I white-washed a piece of furniture assisted by my four-year-old!

Check out Adrienne's article on Chalk Paint and another similar product, milk paint, on page 44 to get a sense of how easy it is to use. I know you'll be tempted to try it out yourself and it's so simple, you can even refinish that piece you've been meaning to do for ages before you host your next dinner party.

Thanks again for reading our latest issue of OUR HOMES.

To a happy, healthy and wonderful 2014,

Tracie Zorzi, Publisher  
tracie@ourhomesmagazine.com

Follow us locally @OurHomesKW

We apologize for an error in last issue's feature on the Rotary Club Dream Home. The lighting in the home should have been credited to Living Lighting. Here's their message to our readers: "Living Lighting Kitchener is a locally owned and operated lighting and home décor showroom. We have been a proud supplier of lighting to the Rotary Dream Home for over 20 years and we wish the Rotary Club of Kitchener-Conestoga every success with this year's fundraising efforts."



Kathie Jordan (centre) introduced us to Annie Sloan Chalk Paint. At right is the cabinet I updated at home.

*Kathie Jordan Design*  
“There is nothing more beautiful than potential.”

Ongoing Workshops Available! Check our website for details.

Kathie provides the following services:  
Chalk Paint™ decorative paint by Annie Sloan

Artisan Enhancements products including:  
Transfer Gel • Pearl Plaster • Crackle Tex • Clear Topcoat

Custom Window Treatments including:  
Custom Drapery • Blinds • California Shutters • Custom Bedding

Interior Decorating Consultation • Oil Paintings by Local Artists  
Antiques • Custom Furniture – New, Reconditioned, & Re-purposed  
Custom Furniture Painting  
Lampe Berger - Ample Selection of lamps and scents

**519.772.6937**  
www.kathiejordandesign.com

81 & 87 Peel Street, New Hamburg, ON N3A 1E7  
Sunday: Closed  
Monday - Friday: 10:00AM - 5:00PM • Saturday: 10:00AM - 2:00PM

pink poppi  
DESIGNS

519-206-7465 www.pinkpoppi.ca  
1857 SAWMILL RD. CONESTOGO, ON. N0B 1N0



# Elegant Living

Everything needed to create  
luxurious spaces in your home....  
PAINT, LIGHTING, FLOORING AND MORE  
**DESIGN YOUR DREAM**


*Exclusively at this location.*  
South Cambridge Home Hardware  
Building Centre  
200 Franklin Boulevard  
Cambridge N1R 8N8

**519.623.2361**





519.574.3714  
 julia.correia@rogers.com  
 www.julesforyourhome.com



*Sandi Loren Duclos*  
**INTERIORS**  
 classic taste :: modern style

519 :: 897 :: 3061  
 slduclos@rogers.com  
 sandilorenduclosinteriors.ca

advice

A *cosy* LOO

I have a tiny space underneath a set of stairs and would like to create a powder room. The problem is, there is barely enough space for storage or a vanity of any kind. Do you have any suggestions to make this space work?

This is a common area that can either collect dust or be cleverly reworked into usable space. Let's opt for the latter. Don't shy away from small. Small may be a challenge, but with some clever planning, small can also be just right.

Let's start with the obvious. Choose a small-scale toilet like the Toto Aquia II or, for ease of cleaning and the illusion of more floor space, the wall-mounted Duravit Starck 3. Either of these options are compact and well designed. The toilet should sit on the side that is lowest. Measure the space for headroom to ensure that the toilet is far enough back from the underside of the stairs so that when standing, you don't hit your head on the sloped ceiling.



Designer Stephanie Redmond shares her ideas.

Now that you know how far into the space you have to put your toilet, measure to the back of the tank, allowing a few extra inches. This is where you can build a wall behind the toilet. Use the cavity of space behind this wall (above the height of the tank) to create a cubby for storage or display. Don't let this tiny bonus space go to waste.

One way to really make sure you have everything in order is to think about what goes into this room and what you use in the space. Toilet paper = toilet paper holder. Hand towels = somewhere to store them + possibly hang them. Hand soap = wall hung soap dish, ledge for a dish or side of the sink. Depending on how comfortable you would like to make the space, the list could include a candle and magazines too.

Sinks come in all shapes, and most importantly in this case, sizes. Like the toilet, you can wall mount a sink that is smaller in scale and has a bit of storage space underneath. The Agape Handwash is a wonderful solution. A quick tip to keep in mind: If you wall mount the faucet, you can reduce the necessary depth of the counter/sink. You can also achieve this by mounting the faucet to the left or right side of the sink.

Reflection works wonders in cramped quarters. A wall-to-wall mirror above the vanity - or even the entire wall - will give the illusion of much more space. Instead of installing wall sconces, hang a single pendant from the ceiling (above the sink) to free up the mirror space.

Be particularly careful where light switches and electrical outlets are placed in order to minimize on visual clutter. Mount the light switches around 44 inches to centre. It may seem low compared to the old standard, but it eliminates unsightly switching at eye level. If an electrical outlet is required, place it on the same wall as the door and in the baseboard. If you're using wallpaper, you won't have to cut around it and scar a beautiful paper with an ugly switch plate.

Wallpaper, paint or floor-to-ceiling tiles, whichever is the preferred solution; this is where you can add a lot of power to the space. Bright or dark colours, large or small-scale pattern - it all works to create the overall effect. This depends on your personal style. What we've already accomplished is a space with enough room to move, where you won't bump into a sink corner or trip over the toilet. If the space planning is correct, the decorating is simply the icing on the cake. **OH**

- 1. Pharos Modern Pendant Light by Niche Design Inc., 2. Artisanal Wall-Mount Vases by Pottery Barn, 3. Handwash wall mount basin by Agape.
- 4. Aquia II Dual Flush Toilet by Toto, 5. Starck 3 Toilet wall-mounted washdown model by Duravit, 6. Oblo® Wall-mount sink faucet by Kohler.



Hardwood

**MANNINGTON**

*S.L. Marcella*  
**CARPETS Ltd.**

Unit #1 110 Frobisher Dr.,  
 Waterloo, Ontario  
 Telephone: 519.885.2357  
 www.floorsfirst.com/marcellacarpets

# COOL CANADIANA

Canadian athletes will don red, white and black at the Olympics in Sochi, Russia this February. Get inspired by the games and into the spirit by pulling the same colours into your home décor.

PHOTOGRAPHY BY TARA WEST



1



2



3



4



5



6

## 1 HUDSON'S BAY COMPANY

### 2014 Olympic Mittens

Get ready to high-five your fellow Canucks every time Canadian athletes make the podium in Sochi. A portion of the proceeds from mitten sales go to the Canadian Olympic Foundation to support our athletes.

At HBC stores across Waterloo Region  
www.thebay.com

## 2 COBBLESTONE GALLERY

### Butcher Block

Local artist Lucy Satzewich is reclaiming charred pillars from the former St. Jacobs Market and transforming them into functional art pieces. Each block is finished with food-safe oil and comes with a protective piece of glass.

33 Erb St. W., Unit 101, Waterloo  
519.746.5829 | www.cobblestonegallery.ca

## 3 THE FRUGAL DECORATOR

### Toboggan Throw

Cosy up by a winter fire under a 100 per cent cotton throw by Brunelli. It measures 50-by-60 inches so it's big enough for two.

50 Ottawa St. S., Kitchener  
519.744.9280 | www.thefrugaldecorator.ca

## 4 EXPRESSIONS ON KING

### Benjamin Moore Paints

Pull your whole look together with the right paint. Go bold with black (Twilight Zone: 2127-10), robust with red (Exotic Red: 2086-10) or whimsical with white (Cloud White: CC-40).

4281 King St. E., Kitchener  
519.653.0115 | www.expressionsonking.com

## 5 CORNERSTONE HOME INTERIORS

### Keeper Chest

Stenciled numbers and slots for labels will help you organize anything and everything in this stainless-steel chest with cheery red drawers.

90 Main St., Cambridge  
519.740.9991 | www.cornerstonefurniture.ca

## 6 CORNERSTONE HOME INTERIORS

### Anise Armchair

Kick back in this chic and cool chair in midnight black and white with a pink and black tassel fringe while you watch the games and for years beyond.

90 Main St., Cambridge  
519.740.9991 | www.cornerstonefurniture.ca OH



Designed  
FOR *Life*

Enhance your home and lifestyle with the enduring quality and design of Strassburger Windows and Doors. Our products suit your desire for aesthetics, optimum performance and virtually care-free maintenance... year after year.

Vinyl windows, patio and entrance doors  
for the replacement, renovation and new-construction markets



Kitchener Head Office and Showroom 2101 Shirley Dr., Kitchener ON N2B 3X4 519-885-6380 1-800-265-4717  
Barrie Office and Showroom 18 Alliance Blvd., Unit 2, Barrie ON L4M 5A5 705-812-4923 1-866-796-7023

www.strassburger.net

## Are you a PEOPLE PERSON?



Be your own boss, put your network to work for you, provide the very best advertising solutions in your community and build equity in your very own business.

## Franchise Opportunities Available!

There are franchise territories still available in Ontario:

Prince Edward County, Huron/Perth, Sudbury/North Bay, Niagara Region (to name a few); PLUS OUR HOMES is expanding into communities in Eastern & Western Canada as well. Contact Suzanne for details.



Visit [www.ourhomesmagazine.com](http://www.ourhomesmagazine.com)

Click on 'Become a Publisher'. Or call

Suzanne Strong, VP Franchising

519.538.4528 • [franchise@ourhomesmagazine.com](mailto:franchise@ourhomesmagazine.com)

ourhomes  
SMART LOCAL MARKETING

**LED** LIGHTING INNOVATION + DESIGN INC.  
THE ORIGINAL LED LIGHTING STORE



LED lighting specialists for all your lighting wishes. Including Cabinet (Under/In), Pot lights, Landscape/Exterior Lighting and Traditional Fixtures.

Lighting Innovation + Design Inc.

283 Northfield Drive East Unit #6  
Waterloo, ON N2J 4G8  
P: 519-747-7200 | [www.lidinc.ca](http://www.lidinc.ca)

**Home**  
furniture

www.homefurniture.ca

aeroplan



Home Furniture is 100% Canadian owned and independently operated, with stores across Canada.

Visit our showroom to view our wide selection of furniture, mattresses, appliances and home decor.

ST. JACOBS HOME FURNITURE Mon-Thurs 8 to 6 · Fri 8 to 9  
1421 KING ST. N, DOWNTOWN ST. JACOBS Sat 8 to 5 · Sun 12 to 5

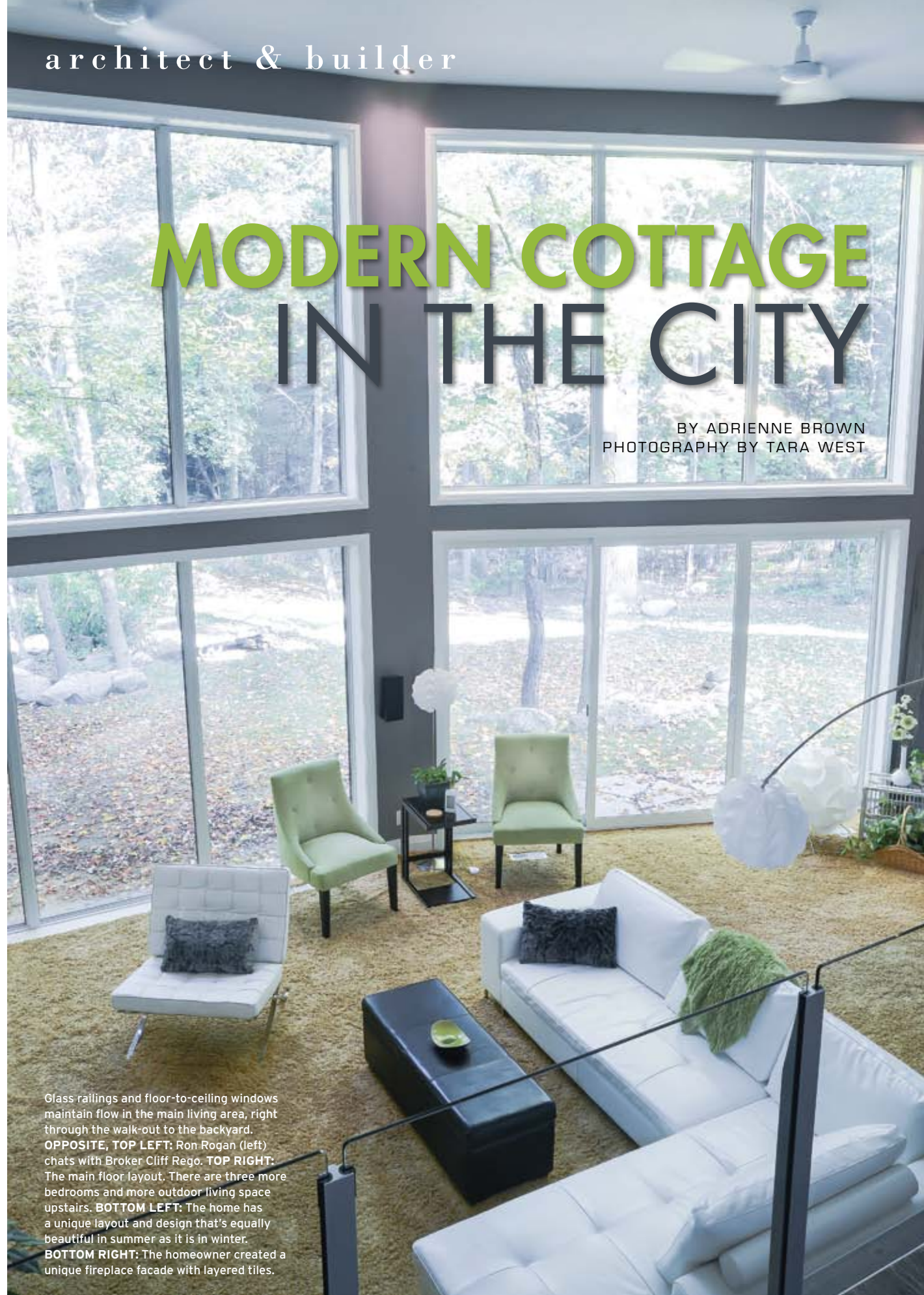
(519) 664-3301



Home Owners helping homeowners  
with Expert Advice

# MODERN COTTAGE IN THE CITY

BY ADRIENNE BROWN  
PHOTOGRAPHY BY TARA WEST



Glass railings and floor-to-ceiling windows maintain flow in the main living area, right through the walk-out to the backyard. **OPPOSITE, TOP LEFT:** Ron Rogan (left) chats with Broker Cliff Rego. **TOP RIGHT:** The main floor layout. There are three more bedrooms and more outdoor living space upstairs. **BOTTOM LEFT:** The home has a unique layout and design that's equally beautiful in summer as it is in winter. **BOTTOM RIGHT:** The homeowner created a unique fireplace facade with layered tiles.



Everything comes back to one special tree.

Architectural Technologist **Ron Rogan** (of **Rogan Home Design**) bought a beautiful property in West Galt and set out to build a unique home. His aim was to disturb as little of the surrounding landscape as possible, including the conservation of trees. So a century-old Bur Oak in the rear yard became the focal point for his design.

Rogan's property backs onto the rare Charitable Research Reserve on Blair Road. While he already aspired to build a green home (it features natural and recycled materials and a green sloped roof designed with solar panels in mind), being located near the ecological reserve makes it all the more relevant.

The one-year-old home is tailored specifically to the lot – it wouldn't work as well on any other property, which means it's truly one of a kind. If you stand on the street out front of the home, you can see straight through the glass entryway to the backyard and the Bur Oak tree. It creates a unique line of sight that has had passersby stopping for a peek. Many other windows also draw the eye out to the same spot. *Continued on page 24*





**LEFT:** High ceilings and skylights are features in the kitchen, as is the four-by-eight foot island, which Rogan says "is about as big as you can get in one slab that four guys can carry." **BELOW:** The kitchen (and adjacent dining space) look out over the main living area. **OPPOSITE, TOP LEFT:** Rogan installed glass doors so his space wasn't broken up. His office, near the front door, is accessible without walking through the rest of the house. **TOP RIGHT:** Salvaged wood from a nearby farm adds texture and interest to the foyer as well as the kitchen. **BOTTOM RIGHT:** Even the main floor laundry room has tall windows. It connects to the garage.



When he was designing his family's home, Rogan also kept his neighbourhood in mind. He wanted to feel comfortable building something that would fit in.

"I had the idea of a modern cottage appeal," he says. "I couldn't afford to build a home and a cottage, so why not do both? The trick was coming up with a building footprint that would work." He found balance by aiming to bring the indoors out and the outdoors in through the use of high ceilings and lots of windows, including wall-to-wall glass in the great room. In fact, there is so much natural light in the home, the family needs very little lighting.

The ceilings are 18-feet high in the living space, 13-feet in the kitchen and nine-feet high in the rest of the home, which has a 3,200 sq. ft. layout.

The colour palette is modern yet warm with rich greys, whites and

browns and layers of texture. Shag carpeting in the great room adds "a little bit of retro." The Rogans love the 150-year-old salvaged barnboards in the kitchen because they add interest to the sleek, modern space.

Rogan says he spent "a little extra time in the design stage" in order to save on décor elements, such as window coverings, which are omitted as often as possible to let in natural light. This doesn't mean the family lacks privacy, though. All of the windows and outdoor living areas are strategically placed for maximum privacy.

While he made use of lots of local trades, Rogan also did quite a bit of work himself, including installing all the glass doors and railings in the home. "To keep on any kind of budget, you have to do some work yourself," he says. "I had the family working as a production line hand staining everything!"

Rogan also knew he had to keep real life in mind when he was laying out his home. "When you have an open concept, you have to think about storage," he says. Rogan managed to incorporate plenty of cupboards and storage space, but also selected furniture that would help conceal things like video games, movies and technology.

In an attempt to work with his neighbours' properties, Rogan designed his home to have a higher side (beside a two-storey home) and a low side, which sits adjacent to a ranch-style home. "You don't have to just design a box," says Rogan.

This means the home is separated into two sides: the "quiet side of the house" with the main-floor master suite and three bedrooms upstairs and the louder, more dynamic side where the family gathers in the kitchen, dining area and great room. *Continued on page 26*

**RIGHT:** A feature tile wall is art enough behind this soaker tub in the master en suite. **FAR RIGHT:** Even the en suite has windows that look out to the yard, but they're strategically placed for maximum light and privacy at the same time. **BELOW:** The main floor master is spacious and has a large walk-in closet.



The boys' bedrooms upstairs are connected by one long closet that runs the whole length of both rooms. Although they're teenagers and use it for storage, it would be a fantastic play space for younger kids. They use the third upstairs bedroom as a guest room and games room.

The outdoor living space is equally impressive. Not only is there a main-level courtyard terrace but there is also a rooftop patio with a hot tub and the great room walks right out to the backyard where the family often sees deer, wild turkeys and other wildlife.

The great room is also the access point to the unfinished basement, which has a separate entrance and could be used as an in-law suite or apartment.

Now, Rogan says he has so many ideas, he would relish the opportunity to try something new and do more, even though he's very pleased with his first owner-built modern home – but now it's time for another family to enjoy the space. **OH**

This home is for sale. Contact Sales Representative **Carole Rothwell** of the **Cliff Rego Team** ([www.cliffregoteam.com](http://www.cliffregoteam.com)) for more information.



### SOURCE GUIDE

AB Roofing, Aquahalt Inc., Balkan Flooring Inc., Brodrecht's Flooring Canada, Coyle Electrical Services Ltd., Dashwood Industries, Goemans Appliances, Granite Studio, Great Northern Insulation, Simon Lee & Steve Dyer, Lifestyle Custom Cabinets, Matteo Painting & Finishing, Northfield Trim & Door, Inc., Priority Mechanical Services Ltd., PSG Masonry, PSG Plumbing & Heating Ltd., Snugglers Furniture, Structube

Providing Lighting Solutions in Waterloo Region for over **40** Years.

**Living LIGHTING**  
Where solutions come to light.

500 Fairway Rd. Kitchener, ON N2C 1X3  
[www.livinglightingkitchener.com](http://www.livinglightingkitchener.com)  
519-748-0123 • [livinglighting54@rogers.com](mailto:livinglighting54@rogers.com)

**RPC**  
RILEY PAINTING CORP  
RESIDENTIAL PAINTING CONTRACTORS

delivering the AWE in AWESome

Interior painting  
Wallcovering installation & removal  
Cupboard finishing  
Furniture finishing  
and much more.

Ask us about our "paint it pink" breast cancer donation initiative.

It's our commitment to give back to our community.

519.664.1426  
[www.rileypainting.com](http://www.rileypainting.com)



### Brodrecht's Flooring Canada

45 Northland Rd.  
Waterloo, Ontario  
N2V 1Y8

519-885-3200  
[www.brodrechts.com](http://www.brodrechts.com)

**MANNINGTON.**  
Beautiful floors for the real world



**BRODRECHT'S**  
**FlooringCanada.**  
where friends send friends



Ashley, Mary, Don and Stefanie in their new Waterloo store.

# BEAUTIFUL BAUHAUS

PHOTOGRAPHY BY TARA WEST

**THE PLACE:** "Everyone kept asking us why we didn't have a store in Waterloo," says Blinds Are Us owner Mary Chowan – so she and her husband Don, along with their daughters Ashley and Stefanie, delivered. They opened **Bauhaus Window Coverings & Draperies** in Waterloo as a sister store to their two Blinds Are Us locations in Kitchener and Woodstock. Bauhaus is Waterloo Region's only Hunter Douglas Gallery Showroom and is outfitted with a vast array of products and beautiful samples so customers can select the perfect window treatments for their needs. "Bauhaus will provide the same high standards for quality and superior service that Blinds Are Us has for over 18 years," says Ashley. "We are excited to bring a fresh look and dive into the ever growing city of Waterloo."



**THE STYLE:** Sleek and clean, the Bauhaus showroom is full of window treatments that will never go out of style. From modern roman shades in fabrics reminiscent of men's suiting to simple vertical blinds, they have it all. "It's easy to find something regardless of your taste and style," says Stefanie. And if your style is not so clean and classic and you're looking for something a bit different, they can do that too. Mixed metals, woods, bold patterns, neutrals and brights, they have hundreds of colours and textures on offer, so all you have to do is ask. "With our selection of products, it's easy to find a treatment that will provide functionality with a beautiful soft feel," says Stefanie.

**WHAT'S HOT:** "Living in a techie community, our customers have a growing interest in motorized blinds and home automation," says Ashley. Bauhaus is certified as a Hunter Douglas Motorization Specialist, so staff are informed and educated on the products. "Motorized blinds are great for an out-of-reach skylight, elderly who are unable to operate their window treatments or customers who simply enjoy the ease of automation," explains Ashley.




**SEASONAL:** Efficient and beautiful honeycomb shades are tops for winter. "Honeycomb shades provide an extra layer of insulation on your windows that will keep the heat in as well as providing a sleek, clean appearance," says Don.

**FAVOURITES:** Neutrals and classic fabrics never go out of style and Mary says she's a big fan of simple, clean window treatments that are appealing to the eye, but also provide protection from the elements. UV rays can be extremely harmful to furniture

and floors, but the right window treatments can help you protect your investments (and look great at the same time). Ashley loves the

Eclipse Shutters featured in store because they're durable and classic in style, so they'll last a lifetime, but they also couldn't be easier to clean and that's what really sells her.

**WHERE:** 106-646 Erb St. W. (at Ira Needles Blvd.), Waterloo 519.886.7120, [www.thebauhaus.ca](http://www.thebauhaus.ca) OH





PALLISER

**Smitty's**  
FineFurniture.com



For the LOVE of  
**CANADIAN**  
FURNITURE

CAMBRIDGE SHOWROOM 150 Holiday Inn Dr. 519-658-9313 | HANOVER SHOWROOM 170-3rd Street 519-364-3800



**GOLDEN**  
**WINDOWS**  
LIMITED

VISIT ONE OF OUR SHOWROOMS AT:

888 GUELPH ST.  
KITCHENER, ON | 519.579.3810

309 EXETER RD.  
LONDON, ON | 519.652.1677

1112 MARCH RD.  
KANATA, ON | 613.592.9111

*"A name you can trust,  
you can count on us."*

LOCALLY MANUFACTURED SINCE 1961



1.800.265.2290  
SALES@GOLDENWINDOWS.COM  
WWW.GOLDENWINDOWS.COM



TAKING DRYWALL SOLUTIONS  
TO NEW HEIGHTS

For work that is unparalleled in excellence and value.

519.624.4400 • www.altadrywall.ca  
depifano@altadrywall.ca  
250 Thompson Drive, Unit 2, Cambridge ON N1T 2E3

## ANNOUNCEMENT

OUR HOMES Waterloo is pleased to announce that *Deen Mueller* has joined our team!

Deen is a sales and marketing professional experienced in helping you target clients and grow your sales through effective marketing. She is excited to bring her expertise to OUR HOMES magazine.

A long-time resident of the Region, Deen is keen about promoting all things Waterloo!

Give Deen a call to discuss promoting your business and developing your brand. See how OUR HOMES Region of Waterloo is the right fit for your business.



FOR ADVERTISING AND MARKETING SALES PLEASE CONTACT:

**Deen Mueller**  
Business Development Manager  
519.591.7499 • deen@ourhomesmagazine.com

ourhomes  
REGION OF WATERLOO

**Buy 2, Get 3<sup>rd</sup> FREE!**

*On all Custom Blinds & Shades*

(Excludes Basic Roller Shades, Price Grid 1)



**Hurry In**  
**Sale Ends Dec. 21st**



**LEVOLOR**<sup>®</sup>

ONLY AVAILABLE AT:

**Blinds Are Us**

*Gallery Showroom*

299 B Manitou Drive, Kitchener  
519.893.8687  
www.blindsareus.ca

Call today for a free consultation.







# HOTEL-INSPIRED

BY YANIC SIMARD

The course of 2013 took me on many design adventures, and far beyond the walls of my Toronto Interior Design Group studio: from Western Canada to sunny Miami, from care-free Hawaii to Italy's Amalfi Coast, and farther. While visiting so many summery destinations, I was struck by a clear trend in the interior design of each destination: the inspiring use of white.

Clean white is always a design staple (Benjamin Moore's OC-65 Chantilly Lace being my favourite undertone-free hue), as its pure brightness adds an unparalleled freshness to any décor. When combined with itself, the effect can be powerful, tropical and beautiful – here are three of my favourite ways to work with white-on-white, the right way.

### WHITE WITH: OFF WHITE

Surrounded by sandy beaches in tranquil Hawaii, it only makes sense for The Modern Honolulu to bring this relaxing environment indoors. Their peaceful suites see clean white walls playing backdrop to a mix of pale neutrals, creating a lush but subtle tone-on-tone effect. Too much beige can be boring, but mixing sandy tones with warm greys and pale woods creates

a restful, contemporary appeal. Look to Benjamin Moore OC-23 Classic Gray for a modern off-white with depth.

**Get the Look:** Try soft grey carpeting (or a large area rug), lightly veined stone (like in a Saarinen-style marble-top table), smoked glass vases, and multiple tones of off-white upholstery for a high style look that isn't high maintenance.

### WHITE WITH: COLOUR POPS

Miami's The James Royal Palm is a perfect, striking example of South Beach style: residing in a city known for its art culture, The James breaks up its white scheme with electrifying hues and bold patterns. Follow the hotel's lead and apply wild fabrics to small sections of upholstery – I was especially

drawn to chairs featuring oversize palm frond prints on the backrests. Leaf motifs are the new florals and a trend you can safely invest in.

Dressing the walls and window treatments in a matching white is a key element in creating this airy South Beach look. Once you have these in place, you can add touches of classic Miami colours (think bright pinks, sea-foam greens or electric blues) in small doses to achieve a youthful energy in a sophisticated way.

**Get the Look:** Choose one favourite art piece and pull colours from this for pillows, book covers and other small accessories, mixing and matching until your heart's content. For an even easier can't-miss option, apply a sky blue rug to a seating grouping under a window, bringing that blue view indoors (even when it's not really so sunny outside).

### WHITE WITH: MORE WHITE!

Toward the end of the summer, I had the opportunity to return to one of my favourite design destinations: Italian icon Casa Angelina. Their interiors use white-on-white(-on-white!) with such reverence; their full time painter Peppe can recognize 15 subtly different shades. Here, a sense of depth and variety is maintained through the mixing of various materials.

**Get the Look:** Combine woods, sheer fabrics and rich ones, coated metals, plaster, paper, glass and ceramics to achieve a pleasing breadth of textures.

- Hotels use crisp white bedding to create a clean look for visitors, and you can use the same trick for your own guests and yourself – all white linens instantly freshen and open a bedroom. If you want to re-add some variety, apply an animal hide rug under one corner of

ITALY'S CASA ANGELINA



the bed and add a neatly folded throw to the end, or some sheepskin-effect pillow shams against the headboard.

- Such a strict colour scheme automatically emphasizes anything that breaks the rules, so apply this technique if you want to focus attention on a beautiful view (like Italy's azure skies). Otherwise, let a few precious heirlooms or artworks make the statement – just make sure they stand up to some attention! **OH**

# WHITE-ON-WHITE

THE MODERN HONOLULU



Pops of colourful accessories bring energy to a room, and keep the scheme from looking bland.

BY GINA MAKKAR

# DOLLARS & SENSE

## TEN HOME RENOVATION PROJECTS THAT ADD IMPACT AND VALUE

If you are planning to renovate your home, you may be asking yourself what room to tackle first. Perhaps it's the dingy, cracked tile in the kitchen, the faded paint in the bedroom or the tired fixtures in the bathroom. When planning a home improvement project, it's important to keep a few things in mind. What you get back on your investment depends on many variables, including the value of your home, the value of the homes in your neighborhood and the climate of the housing market.

According to Canada Mortgage and Housing Corporation's most recent Renovation and Home Purchase Survey, an estimated 1.7 million households in surveyed centres performed some form of renovation in 2011. Of those, 74 per cent renovated to update, add value or sell their home.

One of the best reasons to renovate a home is to enjoy living in it. Careful planning and thoughtful changes will allow you to enjoy your space now and pay off in the future.

### 1. KITCHENS

The kitchen is the heart of the home, and improvements like a fresh coat of paint, dramatic lighting and swapping-out dated door handles for a little bling all create big impact for a small cost.

Want to tackle a larger project? The more you change – from flooring to repainting cabinets to a full renovation – the more the focus will be on the kitchen, the centre of entertaining, from family dinners to festive holidays.

### 2. BATHS

Make a splash with your bath! According to the Appraisal Institute of Canada, kitchen and bathroom renovations remain at the top of the list, and homeowners can recoup 75 per cent to 100 per cent of the investment. Wood cabinets, large stand-up showers and stone floors and countertops all add value and visual appeal.

### 3. PAINT

Throw a little colour into your life. Over time, walls sag and paint tends to fade or stain from sun exposure and dirty hands. A fresh coat of paint provides dramatic results with little investment, and according to The Appraisal Institute of Canada, it may return up to 100 per cent of the cost.

### 4. FLOORING

Update things underfoot. Gleaming hardwood floors and tiles add both value and appeal to a home. If you are replacing flooring, remember to maintain consistency. Too many strange transitions and changes in material will lose impact.

### 5. LANDSCAPING

The front of a home is the first thing people see, and it's hard not to judge a book by its cover. Landscaping does more than beautify a space. It maximizes and extends living spaces by creating usable areas with decks and patios. It also provides privacy and reduces noise levels. A few strategically planted trees could help save on heating and cooling costs.

### 6. WINDOWS

If you're feeling a draft in the living room you might also be left cold when you open a sky-high utility bill. Of those surveyed, 27 per cent of homeowners invested in windows, an update that both maintains and improves a property. Though an investment, replacing aging, hard to operate or poorly sealed windows will warm both the home and the pocketbook.

### 7. PLUMBING FIXTURES

High-end finishes like brushed nickel, antique brass and oil-rubbed bronze are the jewelry in any bathroom and kitchen. Not only do they anchor the look and feel of a home, newer fixtures boast amenities like water-saving low-flow aerators and quick on/off or hands free technology.

### 8. EXTRA STORAGE

Dead-end corners under staircases, awkward wall niches and low head spaces in the basement. We all have them. Why not convert them into usable space? A few thoughtful additions like built-in storage or extra closets to stash off-season clothes or household baubles will help maximize living space now and appeal to potential buyers later.

### 9. ECO-FRIENDLY ADDITIONS

Investing in Mother Earth can yield some strong returns. Water saving plumbing fixtures like low-flow showerheads, tankless hot water heaters and eco-friendly products like bamboo, cork and low-VOC paints all add value and environmental impact.

### 10. CONSULT A PROFESSIONAL

Invite a realtor or interior designer over to check out your home or consider hiring an architect or contractor for larger renovations. They can provide advice, help draw up an action plan or manage construction. Small suggestions on paint colours or furniture placement can go a long way in helping improve the aesthetic of your home. For larger projects, a little professional advice before the project begins can squelch the likelihood of costly errors later. **OH**



Furniture • Home Decor • Gifts  
Custom Furniture Painting & more.

*Montique Furniture*



20 Grand Ave. S. Cambridge, ON N1S 2L4  
226.218.3089 • sales@montiquefurniture.ca  
www.montiquefurniture.ca



*Montique Furniture*





WATERLOO SHOWROOM & OFFICE 20 Benjamin Road, Waterloo ON N2V 2J9  
Phone 519.885.3542 | Fax 519.884.2512 | www.chervin.ca

UNCOMPROMISING QUALITY | FULL CUSTOM CAPABILITIES | PROVEN CUSTOMER SERVICE

feature

A statement mirror paired with a mirrored side table and chic bench set the tone for the home's new style right from the front door. Pops of orange brighten the space and carry through into other rooms, too.



# SPARKLE & SHINE

BY ADRIENNE BROWN // PHOTOGRAPHY BY TARA WEST  
STYLED BY SANDI DUCLOS // FRESH FLOWERS BY PINK POPPI



Just because your family grows up and your children move into their own spaces doesn't mean you have to leave your home.

That's what Shelly and Peter Beach learned when they became empty nesters a few years ago. The couple considered downsizing but it just wasn't the right choice for them.

"With everything we've done, redone and undone to this house, we could've bought a huge new home, but I love the fact we picked everything, I love this neighbourhood and we have a big backyard you can't get in new neighbourhoods," says Shelly.

Rather than packing up and moving to suit their changed needs, they renovated and redecorated their 25-year-old home instead.

That meant calling **Julia Correia**, designer and owner of **Jules For Your Home**, although the plan wasn't yet to renovate everything; the project just snowballed after they got started. Originally, Beach had intended to start with one bathroom, then update the rest. Now she has a sparkling new foyer, kitchen, dining area, living space and powder room on the main level and a revamped master suite and spare bath upstairs.

The Beaches had already invested in functional upgrades, such as installing new windows, a new roof and a new furnace, so upgrading the home's style was the next step. Its previous navy colour scheme made it very dark, says Correia, so the new look is anything but. "Shelly gravitated to the lighter colours," says Correia. The goal was to create a warm and inviting space.

Painting the walls muted colours helped achieve that goal. The family room is painted in Old Soul and the kitchen in Classic Gray (both Benjamin Moore) while the bedroom, bathroom and walk-in closet are all European White by CIL. From there, Correia began to bring in more colour, pattern and sparkle.

The Beaches had all their ceilings scraped for a more modern look and replaced some flooring, including the slate tiles in the foyer and kitchen, which were purchased from **Rushton Contract Flooring Inc.** and installed by Correia's go-to contractor, **Ed Iacuzzi**. The countertops in the bathrooms and kitchen are from **Stonex Granite & Quartz** and the bathroom fixtures come from **Watermarks Kitchen & Bath Boutique**. *Continued on page 40*

**TOP LEFT:** The homeowners' fresh white kitchen has a similar footprint to the original but is now more functional and has more storage space than it once did. **LEFT:** Shelly (left) with designer Julia Correia and stylist Sandi Duclos. **TOP RIGHT:** Silver and blue adds richness to the living room, which is adjacent to the dining space. **RIGHT:** Instead of finding a new dining table to suit the room's new style, Correia simply draped a rich patterned fabric over the Beaches' existing round pedestal table for an instant, inexpensive update.



**RIGHT:** Refreshing the upstairs washrooms was Correia's first project and she did such a wonderful job, the Beaches asked her to continue with the rest of the home. **FAR RIGHT:** The more casual family room is piled high with throw pillows and more pops of orange. **BELOW:** The remaining spare bedroom is done up and ready for guests.



"Once you change one room then everything else starts to look that much more tired," says Correia, who had help through the whole process from interior design consultant **Sandi Duclos**.

It turned out to be a great team effort: Correia, Duclos and Beach all have mutual admiration for one another and gush about how great it was to work together – and the finished product speaks for itself.

"It's not a huge house but it reads like one," says Duclos. "It's a homeowner's home – they're not jazzy people and everyone feels at home here. But it looks pretty too!"

In particular, Duclos and Beach both say Correia has an uncanny talent for picking the perfect lighting. Most fixtures are from **The Lighting Shoppe** and they all complete their respective spaces.

Correia also tailored all of the window treatments to each room – an important element of décor many homeowners overlook. Now the Beaches have "semi-custom window treatments" that are both functional and beautiful. Correia kept their working roman blinds and layered in drapery panels to soften the windows. She purchased the drapes from Bed, Bath and Beyond, Covers Canada Inc. and Bowring, then with help from Waterloo's **It's Curtains For You**, added her own decorative borders to the bases of some panels for length and to reinforce each room's colour palette.

On the main floor, the kitchen got the biggest overhaul. Beach loves to cook but didn't have a lot of workable space. Now, her clean, bright white kitchen by **Chervin Kitchen & Bath Inc.** is her go-to room when she needs to unwind. Her new appliances are from **TA Appliance** and Correia found the perfect hardware through **Northfield Trim & Door Inc.**

*Continued on page 42*

RON ROGAN  
MAATO, LEED AP  
Architectural Technologist  
& Registered Designer



**ROGAN HOME DESIGN**  
Modern & Traditional Inspirations

Complete Professional Design, Drafting & Consulting  
Services For All Your Building Needs

- Custom Home Designs
- Home Additions & Renovations
- Interior Design & Architectural Specialties
- Construction & Real Estate Advice
- Green Building Solutions

31 Newman Drive, Cambridge, ON N1S 1A1  
519.572.8740  
roganhomedesign@gmail.com  
[www.roganhomedesign.com](http://www.roganhomedesign.com)

**The Lighting Shoppe**  
The Region's Largest  
Showroom

Thousands of

- Chandeliers (modern & crystal)
- Bathroom Lighting
- Outdoor Lighting
- Pendant Lights
- Ceiling Fans

• ON DISPLAY & IN STOCK •

**The Lighting Shoppe**

5 1 9 . 6 2 2 . 2 2 2 3  
529 Hespeler Rd. (at Sheldon) Cambridge  
1199 Wharcliffe Rd S London 519.668.0178

**Total Home Design**  
and project management



**RENOVATION FINANCING  
NOW AVAILABLE**  
\* this kitchen only \$353.18/mth

Whether you are wanting to redesign a space or add a new addition, **Total Home Design** can transform your house into a home.

passion . partnership . creativity



Mark Dorey  
Design Consultant

 Follow us on Facebook

P: 519.621.8507 - [www.TotalHomeDesign.com](http://www.TotalHomeDesign.com)

# feature

Thanks to Ed Iacuzzi's work, they can access the back deck from the kitchen, instead of the old way, through the dining room, which was inconvenient. Instead of a picture window, the Beaches have sliding doors they can use to take their dogs right out to the yard from the kitchen. Iacuzzi also installed all of the new light fixtures and took care of painting, wallpapering and plumbing. "He is a jack of all trades and a perfectionist at heart," says Correia, "and I consider him as valuable as my right hand!"

What was once the couple's master bedroom and small en suite is now truly a master retreat. The Beaches decided to knock out the wall between the bathroom and the spare bedroom next door to expand the space. Part was dedicated to the en suite (which is now much more functional with a large shower, laundry cubbies, lots of storage and heated flooring) and the rest became a boutique-like walk-in closet.

The bedroom itself is simple and sophisticated in a mix of black, white, gold and sparkle. Original line drawings by Janet L'Abbe custom-framed by Framing & Art Centre hang above the bed. Correia hung a zebra hide over the couple's existing headboard for drama and to reinforce the bed as the room's focal point.

It's this mix of small and significant changes that makes the home attractive and livable at the same time.

"It's a moderate sized home but Julia was able to pack a lot of beauty and function into the space," says Duclos. "It's beautiful, comfortable and has anything anyone could want."

The Beaches feel the same way. They couldn't imagine living anywhere else now! **OH**

**RIGHT:** A little extra space goes a long way: knocking out the wall between the en suite and a spare bedroom was the biggest change the Beaches made in their home. Now they have a dream bathroom instead of a cramped space. **BELOW:** The master bedroom is simple and sophisticated in camel and black with a zebra print hide thrown over the headboard for impact. **BELOW RIGHT:** The new walk-in closet off the master bath feels like a boutique where all of Shelly's favourite pieces can be on display.



Advertise in our **Spring Issue** & get noticed!

Give **YOUR BUSINESS** the benefit of premium exposure to our extensive targeted readership!

ADVERTISING INQUIRIES & SALES, PLEASE CONTACT:

Tracie Zorzi • 905.875.3509  
tracie@ourhomesmagazine.com

Glenda Wiedeman • 705.446.4997  
glenda@ourhomesmagazine.com

**ourhomes**  
REGION OF WATERLOO

*Good quality at an affordable price.*

**OVERLAND**  
RNC

HEATING, AIR CONDITIONING & GAS FIREPLACES

Call Us For a Quote Today  
519.744.6841

or  
1.888.837.OVER (6837)

45 Otonabee Drive, Unit C Kitchener, Ontario N2C 1L7  
[www.OVERLANDHVAC.com](http://www.OVERLANDHVAC.com)

**BENJAMIN MOORE®**  
transform

Expressions On King  
4281 King Street East  
Kitchener, ON  
519.653.0115 (in Deer Ridge Centre)

© 2012 Benjamin Moore & Co., Limited. Benjamin Moore and the triangle "M" symbol are registered trademarks licensed to Benjamin Moore & Co., Limited.

WIN a Miss Mustard Seed's Milk Paint project kit. \$175 Value!  
Enter online at [ourhomesmagazine.com/mmscontest](http://ourhomesmagazine.com/mmscontest)

# CHALK PAINT vs. MILK PAINT

BY ADRIENNE BROWN



PHOTO BY MARIA CARR FOR MISS MUSTARD SEED'S MILK PAINT



PHOTO BY MARIA CARR FOR MISS MUSTARD SEED'S MILK PAINT



ANNIE SLOAN, PHOTOGRAPHY CHRISTOPHER DRAKE CICO BOOKS



PHOTO BY MARIA CARR FOR MISS MUSTARD SEED'S MILK PAINT

A fresh coat of paint is all it takes to create a unique piece of furniture (or crown moulding, accessories, cupboards or walls) and redecorate without spending a lot of money.

Products such as milk paint and Chalk Paint™, created by British decorative paint expert Annie Sloan, can be applied right over other finishes, no sanding or priming necessary.

"If you have a little money and want a lot of wow, pick up some second-hand furniture and some Chalk Paint and you can create your own unique piece," says Interior Design Consultant Kathie Jordan of Kathie Jordan Design.

## CHALK PAINT

Unbelievably easy to work with, Chalk Paint and its velvety, matte finish has a dedicated following. "It's very versatile and very intuitive after a while," says Jordan. "You start with a basic colour and a basic idea and just keep going until you love it."

**NOTE:** Chalk Paint is a trademarked name owned by Annie Sloan. Other paints can produce a similar chalk-like finish but do not own the name "Chalk Paint."

## MILK PAINT

While Chalk Paint is "low-VOC," milk paint is zero-VOC and "completely natural," says Jennylyn Pringle, President of Homestead House Paint Co. It's made of five ingredients: chalk, clay, limestone, casein (milk protein, hence the name) and pigments.

Milk paint is mixed from a powder and getting the consistency you want is "no more complicated than making a batch of pancakes," says Pringle. With a little water, you'll get a solid or opaque look. Add more water to create a wash. Milk paint works best on a porous surface. To cover shiny surfaces, add a bonding agent to the paint powder.

## TECHNIQUES FOR BOTH

Chalk Paint and milk paint are easy to use. Once you have applied one or two coats of your main colour (depending on the look you want), you can start playing around with different effects, such as:

**Smooth finish:** Go over your entire painted piece with very fine sandpaper for a silk-like finish.

**Sanded edges:** This is what most people using milk and Chalk Paint are going for - gently sand away edges as they would naturally be worn over time for a shabby chic look.

**Two-colour distress:** Apply one solid colour as base coat, then a completely different one on top. Gently sand away the topcoat in strategic spots to reveal the underlying colour instead of raw wood.

**Dry brush:** Using very little paint on a dry brush, swipe back and forth for a wood-like texture.

**Wash:** Like whitewashing, a watery paint lets the underlying layer show through.

Play with different brushes, paint consistencies, sandpapers and cloths to create a piece that's all yours. The possibilities are endless!

The final step is always waxing. Jordan says this is the challenging part for most people. The key: less is more. One small tin of Annie Sloan wax will cover more than a whole bedroom set (one can of paint is good for multiple pieces of furniture, too - a little goes a long way). Use clear wax to seal in your work and add a smooth finish or choose a dark wax for depth and warmth. Work wax into your furniture with a brush then smooth out and remove excess with a soft cloth.



ANNIE SLOAN, PHOTOGRAPHY CHRISTOPHER DRAKE CICO BOOKS



ANNIE SLOAN, PHOTOGRAPHY CHRISTOPHER DRAKE CICO BOOKS

## CHOOSE YOUR PAINT

You can achieve similar results with milk paint and Chalk Paint but the products are different:

| CHALK PAINT   | MILK PAINT   |
|---|--|
| Pre-mixed and ready to use  | Comes as a powder to be mixed with water   |
| Can be thinned with water   | Create your own desired thickness based on project   |
| Low-VOC   | Zero-VOC, biodegradable and non-toxic  |
| Adheres to almost anything (wood, glass, metal) without a primer or other agent | Adheres to raw wood. Requires a bonding agent to adhere to previously finished or other surfaces such as ceramic, glass or metal |

Both can be distressed to create a variety of effects, dry quickly, provide a completely breathable coating and require a wax topcoat either to create certain effects or to protect the paint. Both can be mixed to create custom colours.

**Brands to look for:** Chalk Paint™ decorative paint by Annie Sloan, Miss Mustard Seed's Milk Paint, Homestead House Milk Paint, Lee Valley Milk Paint, FAT Paint, van Gogh Chalk Paint.

**Workshops:** Many retailers offer hands-on workshops. Contact local shops in your area to find one near you. **OH**

**online** For a how-to video and the latest techniques, visit [www.ourhomesmagazine.com/chalkpaint](http://www.ourhomesmagazine.com/chalkpaint)



You may also find work by **Steve Harrickey** from **Montique Furniture** and stained glass by **Karen Derksen** from **Kara's Stained Glass**. Both have their own shops in the region but love the Artisan Zone approach, too.

"We came up with this concept and didn't want to be a gallery," says Martin. Aimee agrees, saying galleries are great, but they don't always carry every type of art.

So the pair decided to create a refined space for all types of well-crafted art – from A to Z. "We want to help the average person find refined art in a retail setting," says Aimee. Their shop is open daily, so people can find art on the fly, not have to rely on limited-time art shows.

"You're not going to throw original art in your garage sale if you've invested in a Canadian piece," says Aimee. "You'll take more pride in it, hang it wisely and care for it because it's important."

Above the shopping area is a mezzanine where artists will come in to teach classes, everything from drawing and painting to photography and pottery. In terms of selling, artists can work with the Kocaks to establish a partnership suited to their needs, whether it be renting space, selling their work on consignment or wholesale, they look at each individual artist and work on a case-by-case basis. "Everybody's different," says Aimee, which is what makes their business work.

Somewhere down the road, says Martin, they'd love to branch out and "see an Artisan Zone in every city."

But for now, they're focused on their King Street location in Kitchener, which opened in November.

Once they had secured space in a heritage building in the perfect location (what could be more fitting than downtown Kitchener across from THEMUSEUM and the Conrad Centre for the Performing Arts?), Aimee and Martin knew they needed to enlist some help with the interior design.

They called **Carolann Mackie** from **The Frugal Decorator** and couldn't be happier with their choice.

After they gutted the space and cleaned it up, Mackie helped the Kocaks transform it into exactly what they'd dreamed. Now, the building's exposed brick, hardwood floors and industrial features add to its charm. Mackie saved some large chandeliers from the landfill, painted them white and now they're a feature in the shop – they suit the design perfectly.

Aimee, Martin and their two daughters, 15-year-old Taylah and five-year-old Victoria, did quite a bit of work on the space themselves, too. The barnboard-surrounded counter at the front of the store is made of bar tables from Peter Martin's 41 restaurant, previously located next door.

In the back of the shop, visitors will find Aimee's **Pure Photography** studio, where she has plenty of space to spread out and do portraits, product shots and more. Leading into the studio is a charming sitting area Aimee uses for meetings with clients.

"Artisan Zone itself is a labour of love and a work of art," says Aimee. She knows what goes into creating an art piece – blood, sweat, tears, laughter, joy – and she says bringing Artisan Zone to life had all of those things. It was a family affair and the finished product is a collaborative piece of art they can all be proud of.

"We wanted to make Canadian art more accessible for people and give it a home," says Aimee. And what a charming and welcoming home it is.

**WHERE:** 37 King St. W., Kitchener. 519.208.7400. [www.artisanzone.ca](http://www.artisanzone.ca). **OH**



Owners Aimee and Martin Kocak, with their daughters Victoria and Taylah.

BY ADRIENNE BROWN  
PHOTOGRAPHY BY TARA WEST

Downtown Kitchener has a new home for Canadian artists and if the number of visitors knocking on the door before it opened was any indication, it couldn't have come at a better time.

Created and owned by Aimee and Martin Kocak, **Artisan Zone Inc.** is a collaborative boutique for Canadian artisans.

Having attended art shows for many years, the Kocaks are passionate about Canadian art, but they know that buying original art is both worth it and, at times, difficult. Finding Canadian art is indeed possible, but isn't always as accessible as it could be. Art shows come and go at specific times of year and require shoppers to plan ahead to attend and know what they're shopping for on a single weekend.

By creating a permanent space to sell similar work, Waterloo Region residents can now find art and handmade products year-round.

At any given time, Artisan Zone may have a selection of everything from paintings and photographs to sculptures, metal art, clothing, accessories, throw pillows, clocks, gourmet food, soaps and furniture. The pieces all measure up to the Kocaks' standards – that means no mass-produced pieces, no products using unethical labour practises, North American made, eco-friendly when possible and primarily one-of-a-kind work. The Kocaks don't sell anything they wouldn't want to buy themselves.



BY MARIA DASILVA // PHOTOGRAPHY BY SCOTT HUNTER

# ROASTED GARLIC SHRIMP COCKTAIL

## *with Three Dipping Sauces*

Shrimp Cocktail is a classic holiday entertaining hors d'oeuvre and a favourite for many.

This year, instead of opting for the frozen ring variety from the local grocery store, try your hand at making your own from start to finish. Rather than water-logged shrimp and pale-tasting sauce, wow your guests with plump, sweet garlicky roasted shrimp and a choice of three cocktail sauces, each bursting with unique flavour. Serve the shrimp warm or chilled with your choice of sauce – or all three sauces and let guests decide for themselves.

For small parties, shot glasses with a spoonful of sauce and a shrimp each make an interesting and novel presentation. For larger groups, a platter and bowls for the sauce will do just as well. Be sure to set out an empty bowl for people to place their shrimp tails, better there than in your planters! Increase the recipe amounts as needed to suit the crowd. Happy Holidays!



### TO PREPARE THE SHRIMP:

Toss 2 lbs large deveined shrimp, with tails left on, with 2 tbsp olive oil, 2 cloves minced garlic, ½ tsp salt and ¼ tsp pepper. Spread shrimp in single layer on a foil-lined baking sheet. Roast in 450°F oven for three minutes. Turn each shrimp over and roast for an additional two-to-three minutes, until shrimp are opaque and firm. Transfer to serving platter. Refrigerate until thoroughly chilled, if desired.

### BASIC COCKTAIL SAUCE:

Stir Together:

½ cup ketchup

2 tbsp horseradish

2 tbsp lemon juice

2 tsp Worcestershire sauce

Pinch of salt

Serve with shrimp. Makes about 1 cup.

### CHILI LIME COCKTAIL SAUCE:

Stir Together:

¼ cup ketchup

¼ cup chili sauce

2 tbsp lime juice

1 tbsp horseradish

½ to 1 seeded and minced jalapeno pepper

1 tbsp finely diced red onion

1 tsp ground coriander and a pinch of salt

Serve with shrimp. Makes about 1 cup.

### OLIVE PAPRIKA COCKTAIL SAUCE:

Stir together:

½ cup ketchup

2 tbsp finely chopped green olives

1 tsp grated lemon zest

2 tbsp lemon juice

1 tbsp mayonnaise

1 tbsp chopped parsley

1 tsp smoked paprika

1 tsp Worcestershire sauce and a pinch of salt

Serve with shrimp. Makes about 1 cup. oh



Timeless Designs • Feature Gardens • Natural Stone

Call Us For Your Free  
Landscape Consultation Today

589 Brant Waterloo Rd. Ayr, ON  
design@curbappeallandscaping.ca  
519.632.7300  
www.curbappeallandscaping.ca

## Live Outdoors.



Garden Centre  
Landscape Design  
Build  
Maintenance

www.floristerra.ca  

Tel: 519.669.2437  
1033 Kenning Place, Elmira ON N3B 2Z1

Do you have a fabulous product or a gorgeous home you would like featured in an upcoming issue?

Perhaps you are a local tradesperson that provides exceptional service throughout the Region of Waterloo?

We are always on the lookout for great feature homes, exceptional tradespeople and local shops to feature.

Give us a call or send us an email. We would love to hear from you!

STYLE • COMFORT • IDEAS • REAL ESTATE  
**ourhomes**  
REGION OF WATERLOO

**Adrienne Brown – 519.954.7501**  
adrienne@ourhomesmagazine.com  
www.ourhomesmagazine.com/waterloo

# RENOWN

construction systems

a division of Renown Cabinet Systems



Kitchens • Bathrooms • Basements • Outdoor Spaces • Decks  
Specializing in Complete Home Makeovers

**519.241.4643**

## K-W's Only Furniture Consignment Store!

Why pay high prices for new, when you can get better quality for less?



**HURRY IN, INVENTORY CHANGES DAILY!**

### RISK FREE BUYING!

With our no money, no obligation 24 hour trial!

### HASSLE FREE SELLING!

Your furniture & decor are displayed in our upscale showroom. We sell it, you get the cheque! It's just that easy!

Bits & Pieces  
Furniture & Décor

408 #3 Gage Ave.

**519-742-4033**

www.bits-and-pieces.ca  
info@bits-and-pieces.ca  
Mon.-Fri. 9:30-5:30  
Sat. 9:30-4:30

### DON'T LET A GREAT DEAL PASS YOU BY!

Visit our website today and sign up to receive our special 10% off Coupon

bits-and-pieces.ca/ourhomes

Scan the QR code to visit our site on your smartphone. Our new inventory, at your fingertips



OUR HOMES SPECIAL ADVERTISING FEATURE

## >> SOURCE IT

### GRAND VALLEY TILE & CARPET

Since 1959, Grand Valley Tile has been providing flooring solutions for clients across Southern Ontario.



Today many of our clients are renovating and redoing their bathrooms whether they are doing it themselves or having it professionally installed by us. To be able to do this, waterproofing the wet areas is the first step for a sound installation. Our project managers and tile installers are

specifically trained by our suppliers to ensure the correct waterproofing techniques are used for each application.

We can advise our clients on what products to use when building shower walls and shower floors. More porous products like natural stone and polished porcelain are sealed with an impregnating sealer making them moisture and stain resistant as well. We can then consider these products in the client's tile selection giving them the opportunity to get that beautiful marble bathroom they've always wanted.

Our showroom displays the latest in mosaics, tiles, stone, bamboo, leather and many more products that will work with the client's décor. Come see us at Grand Valley Tile with your ideas and we'll help create that one of a kind design for you.

70 Alpine Court, Kitchener

519.743.8300 • www.grandvalleytile.com

(Please see ad on page 13)

### KATHIE JORDAN DESIGN

Kathie Jordan Design, located in Historic Downtown New Hamburg, is a European influenced interior décor studio. Kathie provides fabulous vintage furniture that has been artfully



recreated with Chalk Paint™ decorative paint by Annie Sloan in addition to new and repurposed furniture. Our services continue with custom recreations of your dining, living, and bedroom pieces as well as kitchen cabinets. Our space is shared with Don's Upholstery to

provide all of your re-upholstery and decorating needs.

We also provide custom window treatments, including drapery, shutters, and blinds with thousands of fabrics to choose from to suit your individual style. Our addiction to textiles becomes apparent when you see the vast selection available.

Other items we carry include Lampe Berger lamps and scents, stencils by Maison de Stencil, Gurgle Pots, paintings by local artists, unique hardware, stylish lamps and light fixtures, and many unique interior décor accessories. Our studio continues to evolve as new products and ideas come our way. We strive to carry unique items that are not available everywhere.

We look forward to seeing you at Kathie Jordan Design located at 81 & 87 Peel Street in Historic Downtown New Hamburg.

www.kathiejordandesign.com • kathie@kathiejordandesign.com  
519.772.6937 (Please see ad on page 15)

## A MISCELLANY OF THE NEW, NEAT, UNIQUE, AND FABULOUS IN CAMBRIDGE, KITCHENER, WATERLOO & REGION

### WATERLOO MATTRESS

If you are having trouble sleeping, the problem may be what you are sleeping on. As a locally owned manufacturer with over 20 years of experience, Waterloo Mattress showcases high quality sleep products designed to give you peace of mind and your pocketbook a break.

At Waterloo Mattress, their friendly team takes the time to analyze your specific needs on a very personal basis, realizing that each customer has different sleep needs. They have a staff of specialists in sleep products, with exceptional knowledge of their construction and design. Customer education ensures that each customer knows exactly what they are buying - with true factory pricing available.

Waterloo Mattress custom designs and manufactures most of their mattresses, with custom sizes also available. The selection includes a variety of engineered foam, coil, latex and cool gel temperature regulating memory foam mattresses; all available with luxurious pillow tops using allergy free, anti-microbial fabrics, posture zone designs and pressure reduction technology.

Waterloo Mattress also carries top quality Tempur-Pedic, Natura, and a selection of Zedbed mattresses. Like Waterloo Mattress, Zedbed uses all Canadian raw materials to produce ecofriendly foam and latex mattresses which provide therapeutic support.

Please visit our NEW location at 136 Dearborn Place, Waterloo (Dearborn & Lexington) • 519.747.3729  
www.waterloomattress.com (Please see ad on page 10)



### GREENSVILLE SOAPSTONE COMPANY

Soapstone countertops and sinks are the ultimate in luxury! Soapstone is the only natural non porous stone and requires minimal maintenance, no chemical sealants, will not stain or etch, withstands extreme temperature including hot pots, and is bacteria resistant. Aside from the many benefits, hands down, most people choose soapstone countertops for the extraordinary beauty, timeless elegance and soft soapy feel. Be prepared, your guests will admire and constantly want to touch your soapstone. Greenville Soapstone Company offers a wide range of soapstone products including

customized countertop installations for kitchens, bathrooms, vanities, laundry rooms, table tops, bar tops and outdoor kitchens. We specialize and work exclusively with soapstone and have the largest selection of soapstone inventory available worldwide! Our skilled craftsmen are trained on the unique soapstone finishing process ensuring our customers always receive quality product and service excellence.

4055 Harvester Road Unit 12, Burlington • 1.888.95.STONE  
www.greensvillesoapstone.com (Please see ad on page 53)



# directory

OUR HOMES attracts the area's finest businesses to advertise in our pages, and utilize our unparalleled distribution and coffee-table appeal to market their products and services. We're making it easier for you, our readers, to become educated as you plan your home-and real estate-related purchasing decisions. View these business ads online at [www.ourhomesmagazine.com/waterloo](http://www.ourhomesmagazine.com/waterloo)

The listings below are organized alphabetically by industry.

## ARCHITECTURE, ARCHITECTS, DRAFTSMEN & DESIGN

ROGAN HOME DESIGN Pg 41

## ARTISANS, ARTISTS, ART GALLERIES & WORKSHOPS

ARTEFACTS SALVAGE & DESIGN Pg 53

ARTISAN ZONE Pg 9

KARA'S GLASS Pg 53

KATHIE JORDAN DESIGN Pg 15, 51

KATI BUJNA FINE ART STUDIO Pg 9

## BUILDING PRODUCTS

HOME HARDWARE BUILDING CENTRES Pg 56

HOME HARDWARE SOUTH CAMBRIDGE Pg 15

## COUNTERTOPS, GRANITE & STONE

GRANITE STUDIO Pg 11

GREENVILLE SOAPSTONE COMPANY

Pg 51, 53

SCHWEITZER'S PLUMBING CENTRE Pg 2

## DRYWALL, MILLWORK & MOULDINGS

ALTA DRYWALL SOLUTIONS INC. Pg 31

## FINE WOODWORKING, FURNITURE REFINISHING, CUSTOM FURNITURE & CARPENTRY

ARTEFACTS SALVAGE & DESIGN Pg 53

RENOWN CABINET SYSTEMS INC. Pg 50

## FIREPLACES

COMFORT PLUS CLIMATE CARE Pg 6

OVERLAND HEATING AIR CONDITIONING & GAS FIREPLACES Pg 43

## FLOORING, TILE, STAIRS, RAILINGS & TRIM

BRODRECHT'S FLOORING CANADA Pg 27

CASA BELLA TILE & STONE Pg 7

GRAND VALLEY TILE & CARPET Pg 13, 51

S.L. MARCELLA CARPETS LTD. Pg 17

## FLORISTS, FLORAL DESIGN

PINK POPPI Pg 15

## GARDEN CENTRES, NURSERIES

FLORISTERRA GREENHOUSES &

LANDSCAPE CENTRE Pg 49

## HEATING & COOLING

COMFORT PLUS CLIMATE CARE Pg 6

OVERLAND HEATING AIR CONDITIONING & GAS FIREPLACES Pg 43

## HOME ACCENTS, HOME DECOR, FURNITURE & COLLECTIBLES

ARTEFACTS SALVAGE & DESIGN Pg 53

BAUHAUS WINDOW COVERINGS

& DRAPERIES Pg 11

BITS & PIECES FURNITURE & DECOR Pg 50

BLINDS ARE US Pg 31

CORNERSTONE HOME INTERIORS Pg 3

HEER'S PAINT & DECOR Pg 9

HOME FURNITURE Pg 21

HOME HARDWARE SOUTH CAMBRIDGE Pg 15

KATHIE JORDAN DESIGN Pg 15, 51

LEATHER BY MANN INTERIORS Pg 5

MONTIQUE FURNITURE Pg 35

SMITTY'S FINE FURNITURE Pg 30

THE FRUGAL DECORATOR Pg 4

WATERLOO MATTRESS Pg 10, 51

## HOME IMPROVEMENTS & HOME RENOVATIONS

RENOWN CABINET SYSTEMS INC. Pg 50

RILEY PAINTING CORP Pg 27

THE FRUGAL DECORATOR Pg 4

TOTAL HOME DESIGN AND PROJECT MANAGEMENT Pg 41

## INTERIOR DECORATING & INTERIOR DESIGN

JULES FOR YOUR HOME Pg 16

SANDI LOREEN DUCLOS INTERIORS Pg 16

THE FRUGAL DECORATOR Pg 4

TOTAL HOME DESIGN AND PROJECT MANAGEMENT Pg 41

## KITCHEN & BATH

CHERVIN KITCHEN & BATH INC. Pg 35

RENOWN CABINET SYSTEMS INC. Pg 50

SCHWEITZER'S PLUMBING CENTRE Pg 2

## LANDSCAPE DESIGN, LANDSCAPING, LAWN & GARDEN

CURB APPEAL LANDSCAPING & DESIGN

Pg 49

FLORISTERRA GREENHOUSES &

LANDSCAPE CENTRE Pg 49

## LIGHTING

LIGHTING INNOVATION & DESIGN INC. Pg 21

LIVING LIGHTING Pg 27

THE LIGHTING SHOPPE Pg 41

## PAINTING & DECORATING

EXPRESSIONS ON KING Pg 43

HEER'S PAINT & DECOR Pg 9

HOME HARDWARE BUILDING CENTRES Pg 56

HOME HARDWARE SOUTH CAMBRIDGE Pg 15

KATHIE JORDAN DESIGN Pg 15, 51

MONTIQUE FURNITURE Pg 35

RILEY PAINTING CORP Pg 27

## PLUMBING

SCHWEITZER'S PLUMBING CENTRE Pg 2

## REAL ESTATE

CLIFF REGO TEAM - REMAX REAL ESTATE BROKERAGE Pg 55

## WINDOW FASHIONS

BAUHAUS WINDOW COVERINGS

& DRAPERIES Pg 11

BLINDS ARE US Pg 31

## WINDOWS & DOORS

BAVARIAN WINDOW WORKS Pg 8

GOLDEN WINDOWS Pg 30

STRASSBURGER WINDOWS AND DOORS Pg 20



## KARA'S GLASS

CUSTOM ARCHITECTURAL & ARTISTIC GLASS

519.570.7110

[www.karastainedglass.ca](http://www.karastainedglass.ca)

[kara@karastainedglass.ca](mailto:kara@karastainedglass.ca)

## ARTEFACTS



### Work in Progress

Inspired by a cast iron flywheel, the proverbial drawing on a napkin follows and a console table takes form...

email [chris@artefacts.ca](mailto:chris@artefacts.ca) to see the finished piece

519 664-3760

St Jacobs

[artefacts.ca](http://artefacts.ca)



GREENVILLE SOAPSTONE COMPANY

[WWW.GREENVILLE SOAPSTONE.COM](http://www.greenvillesoapstone.com)

1-888-95-STONE

1-888-957-8663

## Soapstone Countertops, Sinks and Tiles




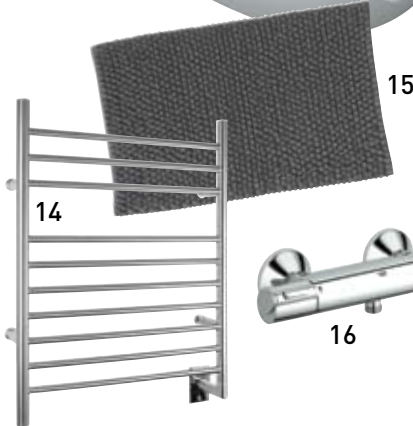

Visit our showroom

4055 Harvester Road, Unit 12, Burlington, ON (QEW & Walkers Line)

Monday - Friday: By Appointment,  
Saturday & Sunday: 10am - 4pm

OUR HOMES is committed to ensuring the businesses above appear under the correct headings. To make a correction, or to have your business listed under more than one heading, please email [tracie@ourhomesmagazine.com](mailto:tracie@ourhomesmagazine.com). To have your business listed in our Home Resource Directory, call 905.875.3509 or 905.699.0727 to advertise.

# finishing touch



## SNUGGLED IN

Keep your home warm and cosy this season.

1. Mongolian Lamb Pillow Covers – West Elm,
2. Full Hyde (Grey/Blue) – Elte,
3. All Natural Soy Candles – Linnea's Lights,
4. Impulse Reclina-Way® Recliner – La-Z-boy,
5. Waterloo Chandelier – Currey & Company,
6. Paloma Gas Stove – Heat & Glo,
7. Upholstery & Drapery Fabrics – Viridian & Cobalt from the "Colour Library Pigment" collection – Robert Allen,
8. French Press – Le Creuset,
9. Organic Plissé Blankets – West Elm,
10. T55 Brewer – Tassimo,
11. OneCoffee™ biodegradable and organic K-Cup Compatible Single-Serve Cup – Canterbury Coffee,
12. Escale® Freestanding Bathtub – Kohler,
13. Retro Kettle Popcorn Maker – Nostalgia Electrics,
14. Infinity Towel Warmer – Warmly Yours,
15. Cirrus Grey Bath Rug – CB2,
16. Grohtherm 1000 Thermostat shower valve – Grohe,
17. Belmar Bed – Kincaid Furniture Company, Inc. OH

# Luxury at its finest...



**\$849,900** European inspired home on 19+ acres! Lower lvl w/ in-law set up w/ rec rm w/ laminate & French drs to stamped concrete patio, full kitch w/ ss apps & bdrm. Upper lvl w/ 9ft ceilings, dining rm w/ hrdwd flrs & access to kitch w/ crown molding on cabinets, 2 tier island & pantry. Family rm w/ hrdwd, cathedral ceiling & fplace. Master w/ ensuite incl marble flrs & vanity & corner jacuzzi. **MLS 1395835**



**\$999,900** Situated on approx 4.5 acres of picturesque grounds! Only mins from town & features a private dway surrounded by 2 ponds, tennis court & spacious pool. Offers wooden beams, flr to ceiling windows, sunroom, warm stone surround fplace, jacuzzi room overlooking grounds & lower lvl w/ in-law set up w/ full kitchen. Home is loaded w/ recent upgrades worth over \$220,000 incl landscaping, salt water pool & security system to name a few! **MLS 1395270**



**\$1,050,000** Designed & built by Rogan Home Design. This architecturally designed modern custom home in sought after mature neighbourhood in West Galt has been uniquely designed to preserve the natural environment of the area & offers the finest details thr/o. Situated on a huge & private lot w/ extensive mature trees, this home is truly a rare find and will leave you speechless! **MLS 1394280**



**\$1,150,000** Featuring a lrg kitch w built in apps, extensive cupboard & counter space; dinrm w beautiful fieldstone natural fplace; master w lrg dressing rm & 5pc ensuite w whirlpool. Featuring a fully fin'd lwr lvl w in-law set up, spacious recrm, media centre & wet-bar. Well maintained exterior w 3 car garage & yard w heated pool & pool house w wet bar! Don't miss out! **MLS 1395416**



**\$1,685,000** Custom built bungalow on amazing lot! Featuring hrdwd flrs, 13ft ceiling, chandeliers, columns & crown molding. Open concept backend w/ dream kitchen incl. custom cabinetry, granite tops & bsplash & lrg island. FR w/ gas fplace & huge windows. Home has 5 bdrms; master w/ luxury ensuite. Lower lvl w/ full kitchen w/ granite & view of patio. Close to major roadways & walking trails. **MLS 1395013**



**\$1,990,000** Brazilian Chocolate Cherry hrdwd, all natural limestone & marble flring, rare Delicatus granite in a dream kitch & 4 spectacular gas fplaces. Offers a 4 car insulated garage, indoor gym located directly under garage, wiring for infrared sauna, in-floor radiant heating thr/o, 60ft wide engineered concrete deck w gas line, pre-wired for sound thr/o, camera monitoring system, 12ft waterfall & irrigation system. **MLS 1344457**



**CLIFFREGO**  
TEAM.COM

200 Hespeler Road, Cambridge • 519.740.7222  
766 Hespeler Road, Cambridge • 519.623.6200  
720 Westmount Road E., Kitchener • 519.744.7223

FOLLOW US ON

**RE/MAX** Real Estate Centre Inc., Brokerage.  
Each Office Independently Owned and Operated

[www.cliffregoteam.com](http://www.cliffregoteam.com) | [info@cliffregoteam.com](mailto:info@cliffregoteam.com)

# Outer•Beauti



W019  
SNOWMAN

**Beauti-Tone**  
CANADA'S PAINT EXPERTS

Being Canadian means being outdoors whatever the weather. Beauti-Tone paint is uniquely Canadian and formulated here to stay beautiful through all our spectacular seasons, year after year. Beauti-Tone - the paint for people who love winter.

[beauti-tone.ca](http://beauti-tone.ca)

Beauti begins at Home.



Actual paint colour may not be as shown.  
Available exclusively at Home Hardware  
and Building Centre locations.

Available at participating Home Hardware and Home Building Centre locations

Pioneer Park HH • Ayr HH • JL's Williamsburg HH • South Cambridge HHBC • Plattsville HH • Glenbriar HH  
Kitchener HH • New Hamburg HH • Ontario Seed HH • Preston Towne HH • Westgate Village HH  
Swanson's HHBC • Elmira HH • St. Jacobs HH • Fairway Lumber Company • Duke St. HBC • Wellesley HHBC

Visit [homehardware.ca](http://homehardware.ca) for complete listings.