

WINTER 2015 / NEW YEAR 2016

STYLE ■ COMFORT ■ IDEAS ■ REAL ESTATE

# ourhomes

R E G I O N O F W A T E R L O O

## BIG IDEAS *for a small space*

### EMPTY-NEST UPDATE



STYLING  
WHITE SPACE

ILLUMINATE  
YOUR TABLE

EGGPLANT  
LASAGNA





Quality  
Craftsmanship  
Luxury  
Reputation

**HEISLER**



**HOMES INC.**

Building fine homes since 1994



Now building in the beautiful Carriage Crossing, a new development in Waterloo equipped with: walking trails, sports fields, animal hospital, pharmacy, Italian Café, and more.

*Phase 1 is complete, with the model for sale!*

For more information on our high standards and top quality new home construction, visit our Model Home at 302 Grey Silo Rd., Waterloo.



Custom town homes from \$423,994 and Custom Single Detached from \$563,151.

Model Home hours:  
Sat. & Sun. 1pm - 5pm  
Mon., Tues., Wed. & Thurs. 4pm - 7pm

Let us help you build your dream home.

Contact Sandra Reier:  
sreier@coldwellbankerpbr.com  
519.742.5800 ext. 2234

[www.heislerhomes.ca](http://www.heislerhomes.ca)



Natuzzi blends function and design to create spaces of perfect harmony. Spaces conceived to make us feel good and surround us with beauty.

[www.natuzzi.us](http://www.natuzzi.us)

Puglia is what inspires us and always has: our land, our muse.

*Paolo Natuzzi*



4553 King St. East Kitchener ON  
519-653-7354 • [www.leatherbymann.com](http://www.leatherbymann.com)

**NATUZZI**  
ITALIA

HARMONY  
MAKER



# life. mattress.

# Natür

S L E E P

Your sleep changes over time, why shouldn't your mattress.

With over 64 different Lifetime Mattress combinations, **Natur Sleep** will custom fit your mattress to your body. The Natur Mattress is engineered using replaceable components and combined with the **Lifetime Comfort Guarantee**, you will always have the support and comfort you desire - **for Life**.



22 Main Street, Cambridge ON | Cambridge Centre  
226 606 9252 [www.natursleep.com](http://www.natursleep.com)

# Natür

S L E E P



# DESIGN INSPIRATION

Planning . Projects . Professionals



Real Stone, Real Thin



Schweitzer's Plumbing Centre is where you'll find a large selection of quality brands, a colour wheel of ideas, and trained consultants to help you bring colour to your dreams.

See why Schweitzer's is recommended by both professional contractors and designers.

# Schweitzer's

Plumbing Centre

[www.schweitzers.ca](http://www.schweitzers.ca)

Visit our large, beautiful showroom at:  
1768 Erb's Rd. West, St. Agatha, ON  
Just 5 minutes west of Waterloo across from Angie's Kitchen  
1.519.747.1819

find us on [facebook](https://www.facebook.com)



# contents

## winter/new year



16

### ON THE COVER

Greys And Blues Rule In This Fresh Space. Story, page 34. Photography by Tara West.




28

### departments

- 10 PUBLISHER'S NOTE
- 12 EDITOR'S NOTE
- 16 STYLE PICKS  
Winter Favourites
- 28 COMFORT ZONE  
Blinds Are Us
- 48 PEOPLE  
Locals In The Know
- 52 HOME RESOURCE DIRECTORY
- 54 FINISHING TOUCH  
Marble Accents

### features

- 14 ADVICE  
Add Trim & Mouldings
- 18 DOUBLE TAKE  
Arts & Crafts
- 20 HOME & BUILDER  
Rowhouse Redo
- 26 GOOD TASTE  
Hot & Tasty Apple Cider
- 30 DECORATING  
Chandeliers 101
- 34 FEATURE HOME  
Soft & Comfortable Update
- 40 DESIGN IDEAS  
White Space
- 44 DECORATING  
Marvellous Monograms
- 46 COOKING AT HOME  
Filling Veggie Lasagna



70 ALPINE COURT, KITCHENER  
MON - WED & FRI 8-6  
THURS 8-8 • SAT 9-4



519.743.8300

CERAMIC + STONE + HARDWOOD + LAMINATE + BAMBOO + CORK + VINYL + CARPET  
WWW.GRANDVALLEYTILE.COM INFO@GRANDVALLEYTILE.COM



Decorate in Style  
this Winter

Next Time Around  
Mid-High End Furniture & Decor  
on Consignment  
Over 10,000 sq. ft. of Showroom Space  
Southworks Mall, 64 Grand Ave. S,  
Cambridge, Ontario  
519.740.NEXT (6398)  
www.nexttimearound.ca



**REGIONAL PUBLISHER/FRANCHISE OWNER** Marshall Westridge Media Inc.  
Tracie Zorzi, 905.875.3509 or 905.699.0727  
tracie.zorzi@ourhomes.ca

**REGIONAL MANAGING EDITOR** Adrienne Brown  
adrienne.brown@ourhomes.ca

**REGIONAL PRODUCTION MANAGER** Tracy Shuttleworth  
tracy.shuttleworth@ourhomes.ca

**MARKETING & ADVERTISING** Tracie Zorzi, 905.875.3509 or 905.699.0727

**NEW BUSINESS DEVELOPMENT MANAGER** Cheryl Heisler, 905.875.3509 or 647.923.5011  
advertising.waterloo@ourhomes.ca

OUR HOMES is a registered trademark of OUR HOMES MEDIA GROUP INC.  
OUR HOMES Region of Waterloo is published four times a year  
by Marshall Westridge Media Inc. under the licence of OUR HOMES MEDIA GROUP INC.  
OUR HOMES is distributed to residents of Region of Waterloo via direct delivery. Copies of  
OUR HOMES are available for free pick up at high traffic locations throughout the region.  
OUR HOMES is distributed to select business leaders via direct delivery.

Please send all letters and/or feedback to OUR HOMES Magazine,  
1375 Marshall Cres., Milton, ON L9T 6N4. Or email us at editor@ourhomes.ca.  
All letters received are subject to editing for grammar and length.

OUR HOMES MEDIA GROUP INC:

<b>EDITORIAL</b>	<b>PRODUCTION</b>
<b>EDITOR-IN-CHIEF</b> Georgette McCulloch georgette.mcculloch@ourhomes.ca	<b>PRODUCTION DIRECTOR</b> Lynn Derrick lynn.derrick@ourhomes.ca
<b>ASSOCIATE &amp; WEB EDITOR</b> Laurel Fortin laurel.fortin@ourhomes.ca	<b>PRODUCTION MANAGERS</b> Julia Dempsey, Kelly Donaldson, Marilyn Reid, Abby Reynolds, Tracy Shuttleworth
<b>MANAGING EDITORS</b> Nancy Belgue, Adrienne Brown, Laurel Fortin, Walter Franczyk, Mary Hatt, Sarah Hoy, Gina Makkar, Tiffany Mayer, Georgette McCulloch, Annette McLeod, Melissa North, Jennifer Schleich, Melody Wren	<b>OPERATIONS</b>
<b>ART</b>	<b>MANAGING DIRECTOR, SALES &amp; MARKETING</b> Jamie Jefferson jamie.jefferson@ourhomes.ca
<b>ART DIRECTOR</b> Tara Chattell tara.chattell@ourhomes.ca	<b>MANAGING DIRECTOR, OPERATIONS</b> Georgette McCulloch georgette.mcculloch@ourhomes.ca
<b>ASSOCIATE ART DIRECTORS</b> Sheila Britton, Georgie Donais	<b>ACCOUNTING</b> Donna Duggan
	<b>ADMINISTRATIVE ASSISTANT</b> Lisa Merrell

CONTRIBUTORS

Brandon Barre, Adrienne Brown, Sandi Duclos,  
Melissa Hare, Jason Hartog, Shelby Hilson, Jenelle McCulloch,  
Stephanie Redmond, Yanic Simard, Tara West, Ted Yarwood

Advertisements and the content, including photos, of advertisements published within OUR HOMES magazine are supplied solely by the advertiser and neither the publisher nor OUR HOMES Media Group Inc. accept responsibility for opinions expressed in advertisements or for copyright issues with regards to photos, advertising copy and advertisements, nor shall they be held liable thereby. By act of reading this publication, all advertisers and readers agree to indemnify and hold harmless both OUR HOMES Media Group Inc., and the publisher thereby. Copyright ©2015 OUR HOMES Media Group Inc. All rights reserved. Reproduction without permission is prohibited.

OUR HOMES CAN BE FOUND IN THE FOLLOWING MARKETS:

- Barrie • Durham Region • Grey Bruce • Hamilton • London
- Mississauga • Muskoka • Niagara • Oakville/Burlington/Milton
- Ottawa • Peterborough • Southern Georgian Bay • Vaughan
- Region of Waterloo • Wellington County/Orangeville/Caledon • Windsor



# advertise with us



SPECIAL OFFER

Book 4 ads  
and receive your  
5th ad at 1/2 price  
+ FREE Editorial



Connect like never before to targeted consumers in the **WATERLOO REGION**

PREMIUM HIGH GLOSS COFFEE TABLE MAGAZINE

30,000 PRINTED EVERY ISSUE

Direct distribution to select builders, decorators, designers, architects, engineers, trades, and professional offices throughout the region.

Over 22,000 copies sent out directly to targeted, high net-worth permanent residents and business leaders throughout the area.

This is a distinct region with luxurious and beautiful homes. It is filled with exceptionally talented craftsmen, designers, builders, decorators, woodworkers, artists, real estate agents, artisans, landscapers, trades, architects, and consultants. OUR HOMES magazine promotes economic development within this region by showcasing the LOCAL talent, LOCAL retailers, and LOCAL real estate developers.

T: 905.875.3509 | E: advertising.waterloo@ourhomes.ca

JENNIFER MOORE Business Development Manager - Cambridge

CHERYL HEISLER Business Development Manager - Kitchener

TRACIE ZORZI Publisher - Waterloo

OUR HOMES offers the best advertising value. Period.



online TODAY ON [ourhomes.ca](http://ourhomes.ca)



CHOCOLATE CARAMEL TART



POLISH MOJITO



Celebrate life at home with more home tours, design ideas, tips for outdoor, DIYs and recipes at [ourhomes.ca](http://ourhomes.ca)

Join The Conversation  
On Social Media >>>



[facebook.com/ourhomesmag](https://facebook.com/ourhomesmag)



[pinterest.com/ourhomesmag](https://pinterest.com/ourhomesmag)



[twitter.com/ourhomesmag](https://twitter.com/ourhomesmag)

## publisher's note



**I WOULD LIKE TO THANK OUR READERS FOR A GREAT YEAR!** I appreciate and treasure our loyal readers for recognizing and utilizing OUR HOMES as a source guide for inspiring ideas for your homes, for your choice to shop and purchase local and for your efforts to *pay it forward*.

—Thanks for supporting our family-owned business community. We pride ourselves in showcasing great businesses that are dedicated to providing great service, products and building long-term relationships with their clients.

Whether you are undertaking a large project with multiple levels of work, decorating a space you love or simply purchasing giftware for a friend, our advertisers value and appreciate your support. They enjoy interacting with you, no matter how big or small.

Lastly, remember when you shop with a local small business you are sending a business owner's son or daughter to camp, paying for skating lessons, teaching a child to ski or dance or sending them to speech therapy or tutoring class. When you look at the faces of the children at your local school – that's who truly benefits from the dollars you spend locally.

Let's make wise choices and stick together as a community. Shopping local is always better!

Until next time,

Tracie Zorzi, *Publisher*  
[tracie.zorzi@ourhomes.ca](mailto:tracie.zorzi@ourhomes.ca)

Follow us @OurHomesMag



# BRING HOME *Luxury*



ASK ABOUT OUR REFERRAL PROGRAM **519.900.6206**  
**YOUR DREAM HOME BUILT JUST FOR YOU.**



- ✓ HOME RENOVATIONS
- ✓ CUSTOM ADDITIONS
- ✓ KITCHEN AND BATH RENOVATIONS
- ✓ BASEMENT RENOVATIONS

**\*WARRANTY IS TRANSFERABLE**



**T-ROC**  
THE RENOVATORS OF CANADA

519.900.6206 • 416.915.4376 • 905.554.7000  
[www.trocanada.com](http://www.trocanada.com)  
OPEN • HONEST • TRANSPARENT





**A FEW YEARS AGO, I STARTED AN ADVENT CALENDAR** for my husband. I tried to fill it with treats of all different kinds: chocolates, Oktoberfest pins, small gadgets, nice handkerchiefs and bowties – anything I could think of that would fit in a small container. I made the calendar out of magnetic spice tins and arranged them in the shape of a Christmas tree on our fridge.

The excitement was primarily mine. He sometimes headed out the door to work without revealing his daily gift or treat. He said he wanted to save the surprise for after work, but I think it slipped his mind. Not mine! I love gift-giving.

That's why this year is extra exciting for me. With a 15-month-old son, I finally get to play Santa (for a toddler, not an infant. He wasn't quite ready last year!) I'm sure I'll still be more excited than anyone, but at least Carter is intrigued and enthusiastic about anything new, so whatever I do will be a thrill, whether he understands what it's all about or not!

My décor is also changing dramatically: last year, after Boxing Day, I scooped up a whole new set of kid-friendly decorations. Lots of yarn and no glass means Carter can keep motoring around our living room and I won't be worrying about decorations smashing in his path. I think the bold patterns I picked in red, white and turquoise will appeal to him, too.

Every year, I refine my holiday décor style a little more. Not just to accommodate grabby hands at knee level, but also because I'm getting a better sense of my own tastes. Soon, gone will be the mish-mash of standard holiday décor and I'll have a set of items that really speaks to me. So far, that means lots of white and natural elements, like birch, and more than a smattering of woodland and tundra animals.

Wishing you all the best this holiday season and beyond.

*Adrienne*

Adrienne Brown, *Managing Editor*  
adrienne.brown@ourhomes.ca

Follow us @OurHomesMag



*Sandi Loren Duclos*  
**INTERIORS**

519::897::3061  
slduclos@rogers.com  
sandilorenduclosinteriors.ca

*Specializing in Exotic and Tropical Cut Flowers*  
*.....anything fresher is still growing!*



Weddings	Corporate
Anniversary	Birthday
Sympathy	Funeral Arrangements
Home Staging	Proms & Grads

14th HopeSpring Holiday Tour of Homes  
Award Winning Orchids Since 1998



dutchmillflowershop.com  
41 Princess St. E., Waterloo  
519.725.1113



**GOLDEN  
WINDOWS**  
LIMITED

**VISIT ONE OF OUR SHOWROOMS AT:**

888 GUELPH ST.  
KITCHENER, ON | 519.579.3810

309 EXETER RD.  
LONDON, ON | 519.652.1677

1112 MARCH RD.  
KANATA, ON | 613.592.9111

*"A name you can trust,  
you can count on us."*

LOCALLY MANUFACTURED SINCE 1961



1.800.265.2290  
SALES@GOLDENWINDOWS.COM  
WWW.GOLDENWINDOWS.COM

*Downie Commercial Condos*

Own A Piece Of Stratford • Where The Old Becomes New



Since 1865, this prime downtown location has been a commercial centre - livery stable, garage, grocery and fruit market, restaurant... What's next?

Picture your store or office inside this refurbished heritage building in the market district. Brick interior walls, exposed trusses, expansive windows fronting on Downie and George streets.

Own Your Space - Build Equity  
Units from 1,000 sq. ft. to 6,000 sq. ft.

For Your Personal Tour:  
info@downiemangement.ca • 519.589.1542





Designer **Stephanie Redmond** shares her ideas.



PHOTO COURTESY OF METRIE

1. Crown
2. Architrave
3. Casing
4. Panel Mould
5. Chair Rail
6. Baseboard

# TRIM DETAILS

Architectural details are an important part of your home's aesthetic, whether they stand out as a dominant feature or remain minimal and inconspicuous. Crown mouldings, door and window casings and baseboards all aid in defining your home's overall style. But what are they for anyhow? Does your home require trim or can you do without it? Let's look at the purpose of trim and how styles can change the look of your home.

## The Basics

Traditionally, moulding serves a purpose. It is not just "make-up" for your home. Take baseboard (or skirting) for instance. A baseboard covers the gap between the bottom of your wall where it meets the floorboards or carpeting. Baseboard is traditionally composed of three parts – the base, the shoe and a cap. Using a more contemporary approach, the baseboard is one part and then a small shoe to cover the gap is applied. The more modern you go, the fewer parts you tend to use. Personally, I prefer a baseboard without a shoe mould, but in some instances it's unavoidable.

Casing is applied around a window or door and covers the gap between the window and the wall, or the jamb. Typically, this area is insulated and the casing is a decorative piece of wood that can be assembled in several parts to include a

sill and a header, or as a simple picture-frame style. The casing that surrounds your windows would also follow through to the interior doors. A general rule of thumb is that a more decorative casing means a more traditional style.

Crown moulding is the piece that covers the seam between the wall and ceiling. It generally rests against the ceiling and wall with a space in between. A crown (or cornice) is typically plaster or wood, but more modern materials like plaster and foam are also used. In a traditional Victorian home for example, the living and dining rooms would have larger-scale cornice in stained wood and the second floor would use a smaller scale. This gave the main entertainment space a sense of grandeur.

Architectural details go way beyond trim. They include wainscotting, ceiling beams, plate rails, chair rails, plinth blocks, or any piece of trim that you would apply to walls or ceilings to enhance or define a particular look. You need an architectural dictionary to learn all of the terminology!

## A Modern Approach

So if all of this trim work has a purpose, how are modern homes going without? It actually takes (arguably) a lot more work to use NO trim than it does to use case, crown and base. And cost-wise, you may save on materials, but you will pay your drywaller much more for the finishing. And fair enough, because it's a lot of work!

A term that is very common in modern architectural detailing is a "reveal." A reveal is a small gap that is used in place of a trim detail. Rather than adding pieces to your wall (casing), a reveal looks like an indent into your

wall. This means that where the drywall ends, there is a small indent or reveal. All of this is finished in drywall with corner beads and a painted finish. This allows for a completely clean and simple look.

If you want to achieve a modern look, you have a few things to consider. First of all, budget! You may save on materials if you choose to omit casing, but you will likely spend more on drywalling. Don't assume that less detail equals less cost.

If the budget is tight but you still want modern, a common choice is simple flat stock. A simple three-inch board can make a very nice trim piece if done correctly. It is cost effective and has a contemporary look. Get quotes first before making a decision.

Choosing these details is tedious and does require a certain amount of thought and expertise. The scale of everything has to coordinate with the scale of the house and with other architectural details. The style should be continuous. Having a contractor bring samples to a site and create a mock-up is the best way to actually see what your choices will look like in your home. This is where hiring a professional has value! **OH**



Reveal

design with  
**Your Style**  
and **Our Expertise**  
We help you put it all together!



**Beyond The Stage Homes** provides a complete vision for your project, and **Eagleview Construction** has the expertise to bring that vision to life.



Favourite Interior Decorator

Our commitment to service and quality designs are what make us both Waterloo Region's #1 choice!



Favourite Home Renovator



226.240.0766 • info@btshomes.com  
www.beyondthestagehomes.com



# Silk Road

## Huge Rug Sale


Rugs from around the world in today's fashionable colour combinations.

### Proud to Share Our Afghan Rug Project

We focus on highly skilled weavers, especially women, whose families thrive when a circle spanning half the world is completed and buyers in the West enjoy these rugs.

Our project is providing fulfilling jobs for hundreds of weaving families. These village weavers put their hearts into their labors, and we feel this in the beauty their rugs bring into our lives.

Yes, with your purchase you can make a difference!



Add mystical charm to any room with carpets & rugs from the rug weavers of Silk Road.

519.571.8929

428 Gage Ave., Unit One, Kitchener

www.silkroadcarpets.com

Cleaning • Repairs & Restorations • Appraisals

# Downie Lofts

Craftsmanship & Pride in the Heart of Downtown Stratford



Heritage Elements  
Modern Luxury  
Luxury Residential Condos

Craftsmanship & Quality:  
Wood Floors, Doors & More!  
Original Trusses, Exposed Beams, Restored Brick  
Elevator, Fibre Optics, Secure Entrance

Seeing is Believing....  
For Your Personal Tour:  
info@downiemangement.ca  
519.589.1542






1

# WINTER WONDERS

Cabin fever? Not if your home is filled with gorgeous finishes, furniture and accessories like these.

PHOTOGRAPHY **TARA WEST**




4



6



2



3



5

## 1 THE ART OF HOME

### Eiffel Chairs

This vintage-inspired chair is perfect for almost any space in your home, from dining table to desk. Choose from yellow, grey or a wide array of other shades to suit your needs.

53 Main St., Cambridge  
519.621.9237 | theartofhome.ca

## 2 THE FRUGAL DECORATOR & BOUTIQUE

### Pillow & Throw

This soft throw with pom-poms will keep you cosy all winter long – through both silent and not-so-silent nights!

50 Ottawa St. S., Kitchener  
519.744.9280 | thefrugaldecorator.ca

## 3 GRAND VALLEY TILE

### Flooring

If flooring is on your wish-list this year, consider this engineered European plank hardwood in Black Tusk, mosaic tile with hints of chartreuse and teal or a highly-textured ledgestone.

70 Alpine Crt., Kitchener  
519.743.8300 | grandvalleytile.com

## 4 BAUHAUS WINDOW COVERINGS AND DRAPERIES

### Custom Fabrics

Draperies is hot right now. Choose the perfect fabric to suit your décor scheme, from subtle and classic to fun and funky – Bauhaus has thousands of options to choose from.

646 Erb St. W., #106, Waterloo  
519.886.7120 | thebauhaus.ca

## 5 KATHIE JORDAN DESIGN

### Motel Collection Bedding

A little bit neutral and a little bit whimsical, the Motel Collection by Brunelli Bedding is made of 100 per cent jersey cotton and can be machine washed.

81 & 87 Peel St., New Hamburg  
519.772.6937 | kathiejordandesign.com

## 6 SMITTY'S FINE FURNITURE

### Ottoman

Kick your feet up onto this tufted ottoman with silver nailhead details by Decor-Rest Furniture. It measures 48-inches long by 30-inches deep.

170 Gateway Park Dr., Kitchener  
519.658.9313 | smittysfinefurniture.com OH



double take

# MODERN ARTS & CRAFTS

Recreate this look in your own home.

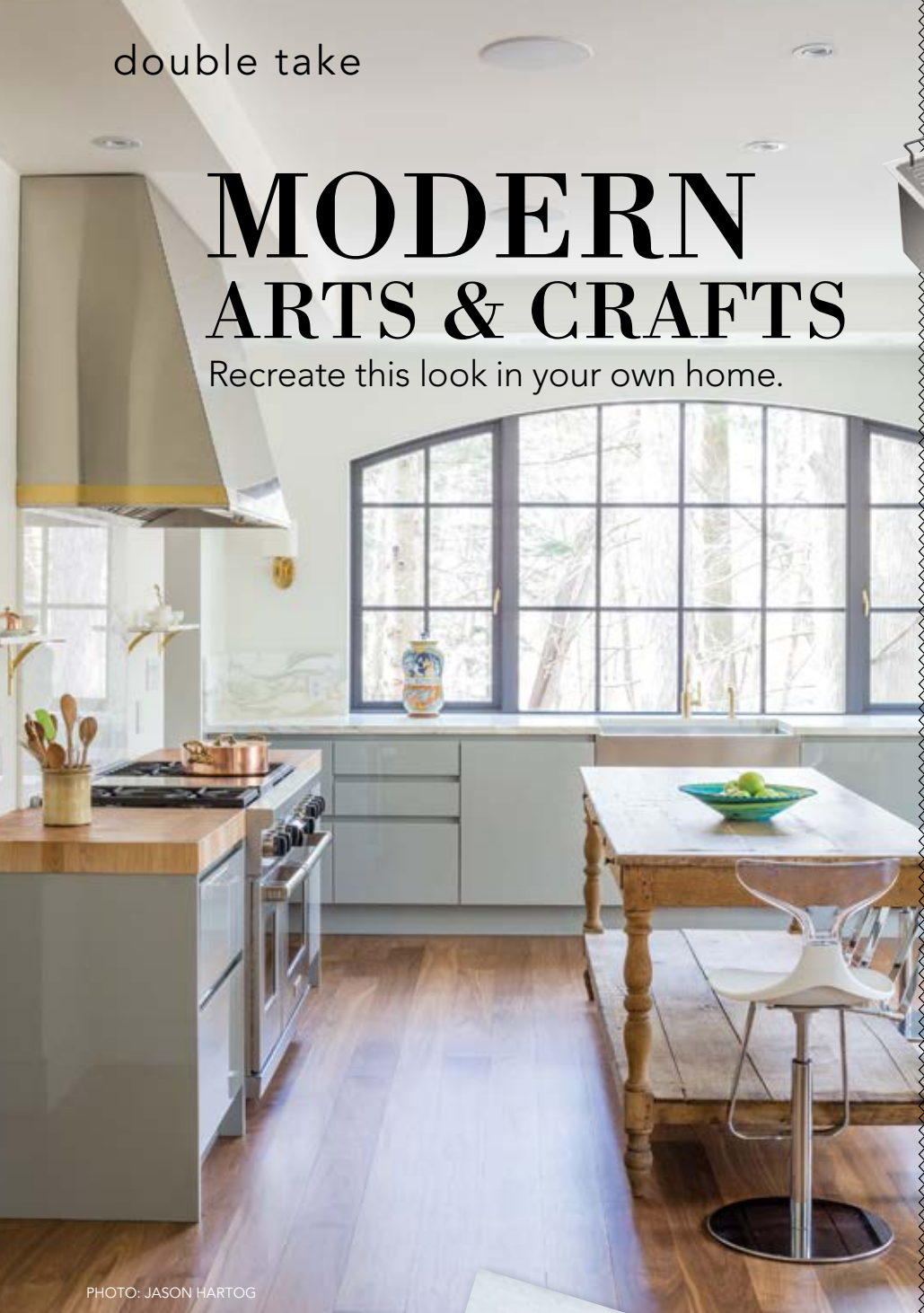


PHOTO: JASON HARTOG



- 1. KOHLER: Strive Apron-Front Sink
- 2. NEWPORT BRASS: East Linear Pull-Down Kitchen Faucet in Forever Brass
- 3. SUNPAN MODERN HOME: California Adjustable Barstool
- 4. AYA: Milano Light-Grey, High-Gloss, Lacquered Cabinet Door
- 5. THERMADOR: 48-inch Professional Series Pro Grand Commercial Depth All Gas Range
- 6. M NAEVE: 19th Century French Draper Table
- 7. ANTOLINI ITALY: Bianco Lasa Covelano Fantastico, Backsplash or Countertop
- 8. FALK COPPER COOKWARE: Casserole Pan



Get The Look...

## Reclaimed Wood Rustic & Unique



**WE DELIVER**

To Milton, Oakville,  
and Burlington

homefurniture.ca

**ST. JACOBS HOME FURNITURE**

1421 KING STREET NORTH  
DOWNTOWN ST. JACOBS  
(519) 664-3301



Mon-Thurs 8 to 6 · Fri 8 to 9  
Sat 8 to 5 · Sun 12 to 5

Home Owners helping homeowners  
with Expert Advice

Make Yourself At  
**Home**



**bauhaus**  
window coverings & draperies

HunterDouglas *Gallery*



Bauhaus Waterloo | @bauhauswaterloo | Bauhaus Waterloo

519.886.7120 • www.thebauhaus.ca

646 Erb Street West @ Ira Needles,  
Waterloo





Simple subway tiles, a narrow island and stainless steel counters work well together in this galley kitchen. **OPPOSITE, LEFT TO RIGHT: (1)** Wood cutting boards become art when they're arranged vertically against the backsplash. **(2)** Open shelving provides storage without making the small space feel cramped. **(3)** The homeowners have made the most of every inch of space. Their knives hang on the wall next to their gas range, so they don't need a knife block. A window over the deep kitchen sink looks out to the home's back and side yard.

# An Artful Renovation

When two men built a set of terraced houses in downtown Cambridge in 1885, they intended the dwellings to be used by workmen. They weren't fancy – just functional. Over time, most units in this now historical building fell into disrepair. They're small and narrow and, for a long time, didn't seem worth pouring much money into.

But some creative people with an eye for beauty can see past all that, and the homes are now being purchased by homeowners who see their potential and who want to renovate them and make them even nicer than they were when they were brand new.

In one unit, now owned by Ted and Sharon Boyd, the main floor was originally three rooms: the living room, dining room and kitchen. First, the Boyds completely

opened the space to create one cohesive area. Luckily, high ceilings make the small home feel roomier than it is.

"I could envision it done right away," says Sharon. The Boyds were downsizing from a much larger home. Their biggest challenge was not having fewer rooms or less storage space, they say, but choosing what art they would display on their more limited wall space – the couple had collected enough

work for a small gallery. But they were determined to make it work because they loved the home.

The top must-have on their wish list for their contractor, **Denis McEwen** of **Renown Cabinet Systems Inc.**, was "tons of storage." And Denis delivered. "He looked after everything," says Sharon. In fact, his transformation was so grand that the previous owners of the home asked if they could see it after it was renovated. Similarly, some of the sub-contractors who worked on the home told the Boyds to call them if they ever decided to sell.

After five months of renovations, the Boyds were able to move into their new home, which was completely transformed. They hired **Debra Desforges** of **Debra Desforges Design** to help them with their interior design. She and the Boyds created a cohesive space, although the true beauty in the home is how functional it is. *Continued on page 22*







**FAR LEFT:** The home's laundry is tucked away in a corner in the upstairs bathroom. **LEFT:** A simple black and white colour scheme makes this bathroom elegant and sleek. **BELOW:** Although this home is small, its layout makes it feel large enough for a crowd!



For their dining area, the Boyds opted to create a gallery wall, hanging some of their favourite paintings by **Terry Watkinson** above a built-in bench. The bench saves space and adds storage. Clear acrylic chairs don't interrupt the flow of the space and keep the room feeling large.

In their living space, a fireplace is the main focal point of a cosy sitting area. Behind it, near the front door, are more built-ins flanked by small shelves where Sharon can keep some of her favourite pottery.

The kitchen is situated at the back of the home. Built-in cabinetry (by **Jerry Ramseyer**) along one wall provides ample storage, while the opposite wall, above the stainless steel counters, is topped with open shelving for everyday basics. An extra-narrow island, also with a stainless steel top, provides an extra workspace without compromising space or flow. Proportionate appliances from **TA Appliances & Barbecues** also help make the space work to its full potential.

Upstairs, the Boyds also edited multiple bedrooms down to fewer yet larger spaces. They have a retreat-like master suite with vaulted ceilings and the bathroom is dreamy in a palette of black and white. Sharon says since neither she nor Ted ever take baths, they opted to skip installing a bathtub and instead expanded the shower and added even more storage. Their laundry is also located in this space.

Next door is the spare bedroom where their granddaughter from Vancouver has her own space. She can crawl up into the bunk bed built just for her while her parents sleep on the pull-out bed beneath. When it's not hosting visitors, though, the spare room becomes Sharon's sewing space. She has a pull-down table that folds right out of the way when not in use. *Continued on page 24*



**TOP LEFT:** A long rug separates the narrow stairway upstairs from the dining area. **TOP RIGHT:** Small floating shelves provide a home for favourite pottery pieces. **ABOVE:** Built-in seating and storage wraps around the corner of the dining area under windows, art and a clock.



## home & builder



This spare bedroom has space for a pull-out bed and a special bunk for the homeowners' granddaughter, who loves to climb up the ladder into her own special spot. **BELOW:** The walls in the master bedroom were anything but straight when renovations began – that's part of what adds to its charm!

The Boyds were particularly drawn to this home because it sits at the end of 10 units. They have a large outdoor space, which they put to good use. **Alonzo Froude** from **Yard Worxs Landscape Inc.** designed and constructed their large patio and gardens, which flow beautifully into the open park behind the Boyds' yard.

As for the neighbourhood, Sharon says, "We can walk everywhere. There's a beautiful park behind us. I couldn't ask for anything more." **OH**

*Some décor and accent pieces courtesy Bowring Sunrise Shopping Centre, Kitchener*



## ASK THE EXPERT

We asked **Denis McEwen** of **Renown Cabinet Systems Inc.**, the lead contractor on this rowhome redo, about updating a rundown home and making it better than new.

**OUR HOMES:** What's the biggest challenge in renovating a small home?

**Denis McEwen:** Having the available space to work with, getting both homeowners on the same page and developing a design that's appealing but also functional.

**OH:** How did you incorporate sufficient storage in every room?

**DM:** We don't waste any usable space anywhere. We use every available area for something, no matter how small or awkward. It's important to get creative.

**OH:** What tips do you have for homeowners undertaking a similar project?

**DM:** I have three main tips: know what you want; do your research; and finally, think outside the box!

## ARCHITECTURAL RELICS CUSTOM FURNISHING



Nearly 30 years offering the best in architectural salvage and its creative re-use.

*Distinctly individual design for your home and garden.*



## ARTEFACTS salvage & design



519 664-3760  
chris@artefacts.ca  
artefacts.ca

CEDAR & ISABELLA IN ST JACOBS, ON



THE art  
OF HOME

New & Vintage  
HOME DECOR



53 Main Street, Cambridge, Ontario N1R 1V6  
519.621.9237  
www.theartofhome.ca

## Kathie Jordan Design

*"There is nothing more beautiful than potential."*



Ongoing  
Workshops  
Available!  
Check our website  
for details.



Kathie provides the following services:  
Chalk Paint™ decorative paint by Annie Sloan

Artisan Enhancements products including:  
Transfer Gel • Pearl Plaster • Crackle Tex • Clear Topcoat

Custom Window Treatments including:  
Custom Drapery • Blinds • California Shutters • Custom Bedding

Interior Decorating Consultation • Oil Paintings by Local Artists  
Antiques • Custom Furniture – New, Reconditioned, & Re-purposed  
Custom Furniture Painting • Brunelli Bedding  
Lampe Berger - Ample Selection of lamps and scents

519.772.6937

www.kathiejordandesign.com

81 & 87 Peel Street, New Hamburg, ON N3A 1E7  
Sunday: Closed  
Monday - Friday: 10:00AM - 5:00PM • Saturday: 10:00AM - 2:00PM



good taste

# celebrate WITH CIDER

STORY **SHELBY HILSON**

Stock your bar with something a little different to offer guests this season. Served hot or chilled, cider is a great choice for entertaining.



Often referred to as “hard cider” to differentiate from its non-alcoholic cousin, cider is experiencing a revival in Canada. But make no mistake, it has been around a lot longer than you and me. Cider was the choice beverage for early North American settlers and is documented as being enjoyed in England as far back as 55 BC.

At that time, there was no such thing as non-alcoholic apple cider. The Temperance Movement of the 1800s and Prohibition Era of the early 1900s inspired the non-alcoholic alternative that many of us still enjoy seasonally. After the end of Prohibition, beer became the favoured drink due to the population moving into cities and away from orchards, as well as the longer shelf life and easy transportability of barley.

Quite simply, hard cider is made from the fermented juice of apples, but not just any apples. Cider apples are also referred to as “spitters” because of their bitter taste. High in tannins, the fruit must also contain high sugar levels to encourage fermentation and raise the final alcohol levels, which generally reach five to seven per cent in North American varieties.

When cider fell out of favour with Canadians, many growers started producing cooking and eating apples rather than “spitters.” A few brewers persisted, and in the early 2000s, we began to see craft cideries popping up again.

The Ontario Craft Cider Association was founded in 2013 and has grown from seven to 19 members in less than three years. Not just for apples, some cideries brew with pears or other fruits to create unique flavours. Like every brew of beer and every harvest of grapes for wine, every batch of cider is different.

Its versatility makes it an ideal choice for entertaining. Try a sparkling variety in place of champagne at a celebration, add it to punch or use it to top up a cocktail.



We love to serve cider up hot on a cold winter’s day. This recipe will not only warm you, it will warm your home with the aroma of apple and spice and everything nice.

#### INGREDIENTS:

- 2L hard apple cider (not sparkling)
- 4 cinnamon sticks
- 1 tsp whole allspice
- 1 tsp whole cloves
- 1 orange, sliced into thin rounds
- 1 cup rum, apple brandy or whiskey (optional)
- 1 tsp lemon zest

#### DIRECTIONS:

- Combine all ingredients in a large saucepan and simmer gently for 30-45 minutes. Do not boil.
- Strain through a sieve and ladle into glass mugs.
- Garnish with apple slices, cinnamon sticks and/or star anise. **OH**

**RE/MAX** REAL ESTATE CENTRE INC.  
BROKERAGE  
INDEPENDENTLY OWNED AND OPERATED



**ANTONIO NOGUEIRA** • Broker  
Direct: 519.622.1122  
Office: 519.623.6200  
realmail@rogers.com

*Exceeding Your Expectations!*

Have You Decided to Make a Move?  
Antonio Nogueira will make selling your current home and finding your new home stress free.

*Get a quick over the phone/online market evaluation of your home.*



**SOLD**



RE/MAX Real Estate Centre Inc., Brokerage  
766 Hespeler Rd., Cambridge, ON N3H 5L8  
For ALL Your Real Estate Needs!

[www.antonionogueira.com](http://www.antonionogueira.com)



# TREAT YOUR WINDOWS RIGHT

STORY **ADRIENNE BROWN**  
PHOTOGRAPHY **TARA WEST**




**THE PLACE:** After over 20 years in business, **Blinds Are Us** is known as this region's best full-service shop for window coverings of all types. Proud to have been voted number one in local readers' choice awards for the last 13 years, Blinds Are Us offers stock and custom coverings, repairs, cleaning, installation and in-home consultations. They also carry bedding, barstools, accent furniture, mirrors, clocks and handmade work by local artists. "Our name says blinds but we are so much more than that," says Don Chowan, who owns the store with his wife Mary. Their daughters, Stefanie and Ashley, are also involved in the family business, which includes another location of Blinds Are Us in Woodstock as well as Bauhaus Window Coverings and Draperies in Waterloo. The 3,000 sq. ft. Blinds Are Us showroom in Kitchener houses full-size samples of every product style they carry, 100 per cent of which is manufactured in North America.

**THE STYLE:** "We want our customers to feel at home in our store," says Ashley of their casual-contemporary space. "Come in and grab a coffee, hang out and explore. In homes, people



Left to right: Mary Chowan, Stefanie Chowan, Ashley Sarrasy and Don Chowan.



meet around the kitchen island... the same happens here in our store." Pull up a barstool to one of their islands and have a conversation with staff about what you want and need, check out full-size samples, pick the right colour for you and get a quote on your perfect window coverings all in one place at one time.

**WHAT'S HOT:** Hunter Douglas's new Powerview automated blinds take motorization to a new level: it's easy to affordably control blinds from anywhere in the world with their new app. Similarly, drapery and sheers are hot in a new way – they're not just for your grandmother's house anymore. Made-in-Canada Trica bar stools are also popular. Pick your own style, fabric, metal and height for a completely custom piece.

**SEASONAL:** "Cellular shades are fantastic for our season changes," says Stefanie. As one of the most energy-efficient products on the market, they insulate windows, keeping the cold out during the winter and vice versa for the summer heat, providing both UV protection for your furnishings as well as light control for any space.

**FAVOURITES:** "Pirouettes are a modern alternative to Silhouette shades that have been around for a long time now," says Mary. Pirouettes have soft fabric vanes attached to sheer backing and are available in a variety of colours and textures. Go sleek and clean with white or bold with a deep, rich colour.

**WHERE:** 299 Manitou Dr., Kitchener  
519.893.8687 | [blindsareus.ca](http://blindsareus.ca) OH





# Light It Up

STORY **MELISSA HARE**

Whether it's a dinner party or a weeknight meal, a formal dining room or a causal dinette, your dining space is an important part of your home.



No longer are you confined to a limited selection of chandeliers and pendants.



Choosing the right light will not only provide a visual focal point in your room, but will create the ideal atmosphere for each dining occasion. Before visiting your local lighting showroom, consider these tips to help narrow your search for the perfect light.

### Measure

Before hitting the stores, consider the proportions of your room and furniture. The following three measurements will help determine the size of light that will best suit your room.

- **Ceiling Height:** The height of your ceiling will determine the approximate length of light you should be looking for. When hanging a light over your table, ensure there is enough space between the bottom of the light and your tabletop. Generally, this is about 30 to 36 inches.
- **Table Size:** A common rule of thumb is to choose a light that is one-half to three-quarters of the diameter of the maximum width of your table.
- **Room Dimensions:** If you're purchasing a light before picking your table, consider using the dimensions of the room to determine the right fit. A simple formula that many lighting experts use is to add the length and width of the room. The total of these two dimensions in feet will equal the appropriate chandelier diameter in inches.  
For example: If your room is 12 by 14 feet, you will be looking for a light that is approximately 26 inches in diameter.

Continued on page 32

## There's more to life at Stonecroft

Waterloo Region's #1 Adult Lifestyle Community



Stonecroft  
By Carey Homes

### Lead an Eventful Lifestyle

Whether you enjoy cooking classes, billiards, cards, swimming or golf and fitness, there's no shortage of clubs and groups for you to join in this one-of-a-kind community.

Designed with your lifestyle in mind, Stonecroft highlights and offers some of the best things that life has to offer - visit us today and see for yourself!

- 18,000 square foot recreation centre
- 4 ponds and 5kms of landscaped trails within the community
- Over 40 organized activities
- Built with integrity and quality



Open-concept bungalow designs  
priced from the mid \$400's

Brand New  
Decorated Models

FOR MORE INFORMATION  
& A SPECIAL  
BONUS OFFER VISIT:

lifeatstonecroft.ca



stonecroftsales@careyhomes.ca  
519.662.6621 or toll free at 1.866.278.7577

NOW OPEN DAILY:  
12:00-5:00pm  
at 12 Amberdale, New Hamburg

## RENOWN

construction systems

a division of Renown Cabinet Systems



Kitchens • Bathrooms • Basements • Outdoor Spaces • Decks  
Specializing in Complete Home Makeovers

519.241.4643

## Pond Owners

We Can Help Prepare  
Your Pond for the Winter



Pond & Lagoon Aeration - Fountains - Windmills - Water Dye  
Weed Rakes & Cutters - Pond Liner - UV Lights - Filtration  
Bacta-Pur Beneficial Bacteria - Barley Straw & Pellets - Plumbing  
Waterfall Pumps - Water Test Kits - Fish Feeders - Koi Feed

Serving our customers since 1989

**FISH FARM SUPPLY CO.**

116 Bonnie Cres, Elmira, On Toll Free: (877) 669-1096  
www.FishFarmSupply.ca Info@FishFarmSupply.ca



## decorating



### Locate

You've made your measurements, now it's time to find your electrical box. Ideally you want the electrical box centred over your table, but sometimes this isn't the case. Here are a few options to correct an off-centre electrical box.

- **Swag It:** For a quick and easy fix, consider installing a swag hook above the centre of your table. This means you should be looking for a light with a chain, so you can drape it from the electrical box to the hook. When installing the hook, don't forget to secure it to a ceiling joist.
- **Hide It:** In some instances, the existing electrical box isn't far from the middle of the table. It's possible to create the illusion of a centred light by selecting a fixture with a long electrical box cover. This will allow you to conceal the location of the box and make the light appear to be hanging directly over the centre of the table.
- **Move It:** If you're willing to invest some extra money, consider having an electrician visit to discuss the option of relocating your electrical box. You may even want to add extra electrical boxes to accommodate several pendants over your table. Consult with your electrician to discuss your options before choosing your fixture.

### Style

No longer are you confined to a limited selection of chandeliers and pendants. Today's lighting options include lanterns, orbs and a variety of geometrical shapes, allowing you to truly incorporate your lighting into the overall style of your home. Consider other elements in the space, such as hardware finishes, accent colours and design style, before narrowing your selection. Are there other ceiling lights, lamps or wall sconces nearby? If so, you may want to consider choosing a light with a similar metal finish or style.

### Illuminate

While style and aesthetics are important, you also want to ensure that the light you choose will provide the appropriate illumination for your space. If you're replacing a light fixture, check the current number of bulbs and wattage. Is it enough? Do you need more light? If you are satisfied with the amount of light you currently have, make sure you choose a light with equal wattage. When in doubt, choose a light with extra wattage. You can always install a dimmer switch that will allow you to control light levels for each occasion. Now is a great time to switch to energy-efficient bulbs if you haven't already. Speak to your lighting consultant about energy efficient lighting options for your dining space.

### Budget

Dining room fixtures vary widely in price. It's a good idea to have a budget in mind when setting out to find the perfect light. A lighting consultant can help narrow down the options that fit both budget and style. It's also important to note that lighting showrooms will often offer a multi-product discount so it's a good idea to consider other upcoming lighting needs. **OH**

1. FEISS: Hobson 3-Light Chandelier 2. HINKLEY LIGHTING: Fulton Chandelier 3. ARTCRAFT LIGHTING: Castello Chandelier 4. HINKLEY LIGHTING: Karma Chandelier 5. DVI LIGHTING: Uptown Pendant 6. FEISS: Chateau 8-Light Single Tier Chandelier 7. PROGRESS LIGHTING: Trestle Four-Light Pendant



PHOTO COURTESY OF PROGRESS LIGHTING

Entertain this coming Year in  
*Style*



Book your consult NOW  
to reserve our talented Interior Artists' for 2016.

#### New Year - New Space

Looking to freshen up your space in 2016 with a custom built in, new paint colours or room renovation?

We Specialize in Holistic Residential & Commercial Concept Development

Condo Sized Furnishings, Custom Window Treatments & Creative Room Design



the frugal decorator  
good value - good design

519.744.9280

101 - 50 Ottawa St. S., Kitchener  
www.thefrugaldecorator.ca  
\*Located in the City Cafe Plaza



C&G SOLID WOOD FURNITURE CO.

### Local Quality Craftsmanship

bedrooms • kitchens • dining rooms • living rooms  
entertainment centres • home offices

434 Beaverdale Rd., Cambridge

519.658.2540

cgsolidwoodfurniture.com

40 Bruce St. S., Thornbury

226.665.8000

# Blinds Are Us

is an independent, family run business with over  
35 Years Experience

Our Commitment to Superior Customer  
Service is Unmatched

Voted #1 Blind Retailer  
by local newspapers for 15 years running

We give back to the community through such projects as  
Habitat for Humanity and Sick Kids Hospital



# Blinds Are Us

*Gallery Showroom*

299 Manitou Drive, Kitchener  
519.893.8687

www.blindsareus.ca

IN SUPPORT OF  
SickKids  
FOUNDATION

ECLIPSE  
SHUTTERS  
HunterDouglas  
CERTIFIED  
MOTORIZATION  
SPECIALIST

Habitat  
for Humanity





STORY **ADRIENNE BROWN**  
 PHOTOGRAPHY **TARA WEST**  
 FLOWERS **DUTCH MILL FLOWER SHOP**

# All In GOOD TIME



Painting this oft-used brick fireplace completely transformed this home's main living space. A vintage sleigh in blue to match the mantel décor adds winter whimsy.



Interior Decorator Sandi Duclos worked with the homeowners, Les and Helen McAuslan, to redesign their space with a cohesive scheme.

M

Many empty nesters living in their homes for years face the same dilemma upon retirement: is it better to move into a smaller, newer home or update their current home to suit their changing needs?

That's exactly the decision Les and Helen McAuslan had to make last year. The couple have been in their Waterloo home for 26 years and they knew they were ready for a change – they just couldn't decide what.

"We were looking at whether to move or spend money on our current home and we decided maybe bringing on a professional designer was the right way to go," says Helen, who says she has a difficult time imaging how a space might be transformed but who really loves her home and neighbourhood. That's why she and Les called **Sandi Duclos** of **Sandi Loreen Duclos Interiors**, whose specialty lies in reimagining and transforming homes. Helen describes her as having "a never-ending vision."

"We really needed someone to be the quarterback for the design," says Helen. "Having Sandi on board made the whole process easier for us."

Duclos told the McAuslans that although they had a long wish list, not everything had to be done at once. They decided to focus on the main level of their home: their kitchen, living room, powder room, dining room and front entrance. She also refreshed their master bedroom upstairs.

*Continued on page 36*





Champagne and blue chairs, plus a settee on one side, tie in to the main level colour scheme and complement the fresh blue buffet.

“She asked us both what colours our eyes go to,” says Helen. Having gone through the earth tones in previous design schemes she did herself, Helen says she was ready for something fresher. Duclos suggested she look in magazines and mark rooms that appealed to her. When Helen went back and reviewed everything she’d marked, she found she was drawn to a grey and blue palette. Duclos was off and running.

“We’ve done some small changes over the years,” says Helen, “painting, new carpets and so on.” But this was the first time they had done such a big overhaul of a large space.

The McAuslans didn’t want to replace everything in their home all at once. They wanted to work some of their existing pieces into Duclos’s new design plan and she helped them do exactly that. For example, they had **Acadian Upholstery & Interior** reupholster some chairs the couple already owned. She found the perfect balance between a beautiful new space and something that would work for the McAuslans in their day-to-day lives.

The couple removed a railing between the kitchen and living room, as well as widened the walk-through and added millwork in the

dining room and kitchen, and all of the other changes were cosmetic. All of the custom millwork, trim and mouldings were done by **Schmidt Custom Carpentry Inc.** “It’s a fairly minor change,” says Duclos, “but your cabinets then look like they go right to the ceiling. It adds dimension.”

The kitchen was instantly transformed when the golden oak cabinetry was painted white by **Gibson’s Home Furnishings.** It brightened the space so much that the backsplash and countertops didn’t need to be replaced. The adjacent breakfast nook is the perfect spot to sit down with a morning coffee.

*Continued on page 38*

**TOP MIDDLE:** Wingback chairs at the front windows face in towards the dining room. The china cabinet here was painted the same as the kitchen cupboards. **BOTTOM MIDDLE:** Floating shelves in the dining room are the perfect perch for décor and art that can be rotated and changed according to the season, including a chalkboard for sweet messages and quotes.



**BELOW:** This breakfast nook on the far side of the kitchen peninsula is the perfect spot for a casual coffee or brunch with the morning paper. **BOTTOM:** Oak cabinetry in the kitchen got a fresh coat of white paint, which was the biggest change in the space. The countertop and backsplash didn’t need to be replaced.





## feature

Adding California shutters by **First Class Shutters Inc.** on all the windows instantly brightened the whole home but “all of the custom details are what take it to the next level,” says Duclos. Custom drapery by **200 Vic Ltd.**, new lighting, some custom upholstery and lots of paint are the building blocks for the redesign. Some new (or repurposed) furniture and accessories complete the space.

The McAuslans had a carpenter build a custom mantel for their freshly painted fireplace. It had been red brick but is now a fresh white. And it's not just for decoration: Les says they light a real wood fire three to four days per week.

“Whenever the McAuslans can do something themselves, they like to,” says Duclos. For example, Les painted the fireplace and Helen applied the gold leaf to the mustache pulls on her dining buffet. **Riley Painting Corp.** updated the online find with a shiny coat of blue paint (they also painted the master bedroom and main staircase and hung the wallpaper in the powder room).



**ABOVE:** The soft palette from the main level continues upstairs in the master bedroom, which is tranquil and comfortable. **LEFT:** The homeowners and Duclos selected wallpaper with a bold pattern for the powder room.

Helen says her favourite space varies depending on the day, but the dining space, which was formerly a living and dining combination, is a real star. The McAuslans had previously converted it to the single dining room, “but with Sandi’s help it has become so warm, comfortable and uplifting,” says Helen.

The powder room also really pops with blue. Duclos opted to amp it up with wallpaper, a statement mirror and fresh lighting.

Upstairs, the master bedroom got an overhaul too. It’s now just as peaceful as the McAuslans’ main floor. White walls serve as a soft backdrop for custom draperies and bedding by **It’s Curtains For You**. The wood-beaded lighting fixture over the bed is one example of when the couple put their full trust in Duclos. She had sent them a photo of the fixture but Helen says she was unsure of it. Helen hesitated but trusted Duclos’s advice and now says it’s one of her favourite parts of the bedroom. “We both really grew to trust Sandi,” says Helen.

“They’re very humble people,” says Duclos. “It’s not a fancy house, but it’s homey and comfortable.” And who could ask for anything more than that? **OH**



**PARFUM BERGER**  
PARIS

**NEW COLLECTION**

Now available in Canada

**CLUSIVE ELEMENTS**

**We don't follow the trends...  
We set them!**

Fashion • Gift • Home

Interior Designer Programs Available

---

Bayfield, Ontario  
11 Main Street North  
519.565.2610

St. Jacobs, Ontario  
7 Front Street  
519.664.0771

Waterloo, Ontario  
The Shops at Uptown Waterloo  
75 King Street South  
519.883.4000

**www.xclusiveelements.com**

A collection of fragrant, elegant and refined items, for those who want to introduce a true olfactory signature to their home. Parfum Berger invites you to discover another way of perfuming your home - occasional or continual, intense or delicate always with superior quality. A collection that is based on exceptional fragrances, created in Grasse by Master-Perfumers as a real tribute to French tradition and know-how.

**Imagine**  
YOUR HOME

---

When you are planning to build a new home or renovate your existing one, investing creative, artistic thought into the design and aesthetics can make a world of difference in your end satisfaction and in the ultimate beauty of your home. Imagine offers consultary insights and services that can make that difference and give you confidence and precision moving forward.

---

**519.591.4399**

www.imagineyourhome.ca  
14 Wellington St. N., Drayton ON N0G 1P0

38 | ourhomes WINTER 2015 / NEW YEAR 2016





**Hang sheers as wide as possible, covering a whole wall.**

Benjamin Moore:  
OC-23 Classic Gray

Benjamin Moore:  
2124-70 Distant Gray

STORY YANIC SIMARD  
PHOTOGRAPHY TED YARWOOD

# BRINGING WHITE to life

PHOTO: BRANDON BARRE



Here's a trick question: How do you make a stark white space feel like a cosy home? My first step is to cheat with a near-white shade, like Benjamin Moore's 2124-70 Distant Gray. If you love this clean but welcoming look, read on for 10 more tips to take your space from blank slate to beautiful.

## Sumptuous Neutrals

**1** One of the best ways to emphasize the crispness of white is to give the eye something to compare it to. A dash of cream or pale grey will let the white sparkle by comparison, while also giving your palette some depth. Try Benjamin Moore's OC-23 Classic Gray for a subtle contrast.

**2** Gold is a must-have metal, and a classic way to warm up a chilly space without resorting to hot hues like red or orange (which can go out of fashion much more quickly). Switch out aluminum-legged tables or plain black frames with a gold upgrade to add a bit of unexpected but inviting sparkle.

**How To:** Use an off-white paint for details in the space such as cabinetry, window trim or banisters (which will also help hide fingerprints), and hang a few gold-framed mirrors for double depth.

## Touch-Me Textures

**3** Breezy sheers are virtually essential to creating a light and airy white-on-white look: they evoke the feeling of beach-front resort residences. Hang them floor to ceiling, even letting them puddle just slightly on the floor, for an easy, casual elegance.

**4** Every space needs texture, especially a monochromatic one. Contrast light and soft materials with heavier fabrics (like rich velvets or rugged wool) so the tactile palette is diverse, even when the colour scheme is simple.

**How To:** Hang sheers as wide as possible (covering a whole wall for the ultimate European resort effect) and pile on plush pillows to round out the fabric palette.

B



## Natural Materials

**5** Wood floors work for virtually any sort of space, but they're especially essential to making a white room feel like home. Don't have hardwood to show off? Add some in with accents like woodblock side tables, wooden picture frames, a butcher-block counter or some simple driftwood art.

**6** Marble, quartz and other stones are a rich source of organic patterning that adds visual interest and even more texture to a space, further highlighting the crispness of white while adding some perfect imperfections to keep the look from feeling clinical.

**How To:** Use stone and wood for surfaces like flooring, counters, backsplashes and tile, or introduce these natural elements through stools, chests, tables and other small furnishings.

C



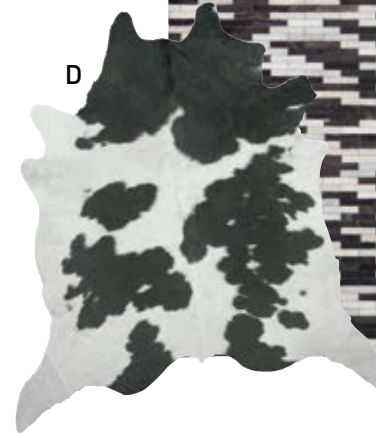
## Undercover Colours

**7** Navy is a special kind of colour: it's a true neutral, but also a radiant hue. It's a perfect go-to when you want to add some interest to your palette without overwhelming other colours – plus it helps make whites look extra clean and bright.

**8** Leafy greens are another option that feels like a neutral "non-colour" while actually sneaking a new hue into the room along with a sense of natural life. Grab anything from an oversized fiddle-leaf fig tree to a small easy-care cactus to give a room a breath of fresh air.

**How To:** Add navy upholstery, pillows, or accessories – and a living plant – to cheat some colour into an all-white scheme without disrupting the breezy ambience.

D



E

## Finishing Underfoot

**9** Spreading your colour palette throughout a space creates cohesiveness, and this is true even for white. Use rugs, ottomans, or other low pieces to add hits of white into the centre of the space, so it isn't only found on the walls – this way the entire room will feel tied together.

**10** As a final touch, a bold black and white rug can't be beat. Even a clean white space can use some graphic black to punctuate it, and a geometric pattern adds some dynamic energy that keeps the space engaging, no matter where you look.

**How To:** A timeless black and white stripe works anywhere, from the living room to the bathroom to the foyer. For an alternate option, try a classic black-and-white cowhide, which can fit into small or odd-shaped spaces. **OH**



**Flooring in wood or stone makes a white room feel like home.**



F



**A. CURREY & COMPANY:** Delano Occasional Table  
**B. EQ3:** Solid Teak Wood Stool – Rectangle **C. THE PILLOW COLLECTION:** Hertzell Solid Pillow in Sapphire  
**D. TANDY LEATHER:** Hair-On Cowhide in Black and White **E. ZUO:** Arizona Rug **F. EQ3:** Pouf in Natural

online Get more design ideas at [ourhomes.ca/mag/design](http://ourhomes.ca/mag/design)



STYLE

IDEAS

TRENDS



### Local Homes, Local Retailers, Local Trades.

OUR HOMES helps you find exactly what you need for your home and it's **just around the corner.**

# ourhomes


Your local magazine about everything home.



CAMBRIDGE DRYWALL SERVICES LTD.

519.624.1575  
540 Thompson Drive Unit A, Cambridge, ON  
info@cambridgedrywall.com  
www.cambridgedrywall.com

**ESTABLISHED  
SAFE, CAPABLE  
QUALITY ORIENTED**



#### RESIDENTIAL SERVICES

steel framing • blown attic insulation  
insulation • drywall installation  
taping • textured ceilings

#### COMMERCIAL • INDUSTRIAL

structural metal stud design & framing  
insulation & polyurethane foam insulation  
drywall installation • taping  
acoustic ceilings • textured ceilings

## JPSelectric



Your wise choice!

Specializing in residential repairs, renovations & service upgrades.



### Your Wise Choice for Lighting Your Home at Night

Be sure to have those outside receptacles installed/fixes as the cold weather arrives. JPS electric will upgrade existing or unsafe wiring to current electrical code standards. Upgrade your electrical service from fuses to circuit breakers safely and economically.  
**JPS electric - Your Wise Choice!**

Contact: Joe Shewchuk at 519.741.9185 • 1046 Union St., Kitchener ON • www.jpselectric.ca



decorating



## DECORATE

Incorporate your family name, favourite place or motto into your décor.



Customize your space with a vinyl wall decal.



# LEAVE YOUR MARK

Personalize your home with letters or words.

PHOTOGRAPHY TARA WEST



1



## CHILDREN'S ROOMS

Letters and words inspire, teach and add personality to a nursery or child's room.



## ORGANIZE

Homes remain tidy when everything has its place.



2

Eliminate messy mudrooms with a letter hook for each family member.



3



- 1. POTTERY BARN: Ella Door Knocker
- 2. POTTERY BARN KIDS: Mini Harper Letter Hooks
- 3. POTTERY BARN KIDS: Round Sabrina Hamper with Navy Harper Sabrina Liner
- 4. INDIGO: Monogram Mugs
- 5. INDIGO: Monogram Wax Seal Set
- 6. WILLIAMS-SONOMA HOME: Monogrammed Soaps

## GIFTS

You can monogram absolutely anything these days. Monogrammed gifts show you've taken a little extra time to make gift giving extra special.



4



5



6



# EGGPLANT LASAGNA

STORY AND PHOTOGRAPHY **JENELLE MCCULLOCH**

Put a new spin on classic lasagna by replacing the noodles with eggplant, creating a low-carb and gluten-free comfort food. It's a perfect make-ahead meal for holidays and parties and will leave your guests satisfied and full!



## INGREDIENTS

- 2 large eggplants
- 2 cups tomato or meat sauce
- 2 cups ricotta cheese
- ¼ cup Romano cheese, shredded
- 4 cups fresh spinach
- 1 egg
- Handful of fresh basil, chopped
- 2 cups mozzarella cheese, shredded
- Salt and pepper to taste

## TO PREPARE:

- The first step is to prepare your eggplant. This process consists of salting the eggplant to draw out any bitter juices. Peel the eggplant and slice lengthwise into ¼-inch slices. Sprinkle each slice with salt on both sides and place them on a paper towel. Continue this process, layering the slices with paper towel.
- While the eggplant is sitting, preheat your oven to 400°F and then begin to prepare your ricotta mixture. Coat a pan over medium heat with a layer of olive oil. Begin to wilt the spinach in batches, adding more spinach as it continues to wilt. When all of the spinach is wilted, transfer it to a mesh strainer and press down on the spinach with a spatula to release all of the juices. Set the spinach aside to drain and cool.
- Rinse each eggplant slice with fresh water and pat dry. Layer the eggplant slices on a baking tray and coat with olive oil. Bake these in the preheated oven for about 20-25 minutes or until soft. Remove from oven and reduce oven temperature to 350°F.
- Place ricotta, Romano, egg and basil in a mixing bowl. Give the spinach one last good squeeze and chop roughly before adding to the ricotta mixture. Mix well and season with salt and pepper to taste.
- Once the eggplant is cool, it's time to begin assembling the lasagna. In a 9 x 13-inch pan, begin with a layer of tomato sauce, followed by a layer of eggplant, half the ricotta mixture and a third of the mozzarella. Repeat the following layer, ending with the mozzarella to cover the top of the lasagna.
- Cover with foil and bake for 45 minutes to an hour, uncovering the foil for the last 10 minutes, until bubbly and slightly browned on top. Let cool before slicing and enjoy! **OH**




GREENSVILLE SOAPSTONE COMPANY  
WWW.GREENSVILLE SOAPSTONE.COM

1-888-95-STONE  
1-888-957-8663

Soapstone  
Countertops, Sinks  
and Tiles

VISIT OUR  
SHOWROOM AND STONEYARD

4450 Corporate Drive, Unit 2, Burlington ON  
(QEW & Appleby Line)  
Monday - Friday: By Appointment  
Saturday & Sunday: 10am - 4pm



**pdr**  
PICTURE FRAMES

Surround Yourself In Beauty That Reflects You

519.886.5290

112 1/2 King St. S. Uptown Waterloo  
pdrpictureframes.com | info@pdrpictureframes.com



people

# FINISHING TOUCHES

PHOTOGRAPHY JASON HARTOG



You've laid the foundation for your home and finished with all the fixtures. Next, it's time to add details that will really make your house a home: art, carpets and special touches like a backyard pond. These local businesses can help.

## SABER FERMAND

*Silk Road Persian Rugs & Interiors, Kitchener*

**Tell us about your business:** In business since 1987, I have been serving southwestern Ontario through different locations – now at 428 Gage Ave., Kitchener. I travel the world to find the most beautiful hand-knotted, tribal, contemporary, classic and antique woven rugs in fashionable colour combinations. Through our Afghan Project, we manufacture and direct import beautiful rugs from Afghanistan, providing fulfilling jobs and opportunities for hundreds of weaving families, whose finances, health and children's education will improve. We concentrate on assisting, building capacity and improving market access for female artisans and rug weavers.

### What makes a quality rug or carpet?

Quality materials such as wool, silk and cotton are used for quality rugs. Other factors include quality weaving, colour combinations, design and harmony in design and colours, motif and its coordinated theme. However, the best rug is the one you like best and the one that fits your taste, surroundings, room and décor!

### How should people maintain and care for their rugs at home?

Regular cleaning keeps wool soft and maintains colour. To ensure even wear, rotate your rugs depending on traffic and light. Vacuum regularly, however no beater bar is needed as most dirt sits on the surface of the pile. A quality under pad can provide cushioning and keep a rug from slipping. Seek repairs and restorations when needed. *Continued on page 50*



## PLAN YOUR PERFECT GARDEN


Plan & Design Now for a Spectacular Spring & Summer!



Landscaping • Lawn Maintenance • Property Maintenance • Tree Service • Snow Removal • Miscellaneous Jobs




**519.498.4694**  
 info@perfect-image.ca | www.perfect-image.ca  
 Serving Kitchener, Waterloo, Cambridge, Guelph, and Surrounding Areas!

## Terry Howald POOLS

From the standard design, to the beautiful custom shapes and curves of your very own pool, each and every Terry Howald Pool will add the character, beauty and attention that your backyard has been asking for!

**Great Teams Make Great Pools!**



info@terryhowaldpools.ca | www.terryhowaldpools.ca | 519.578.1634

Visit our showroom located at: 274 Courtland Ave. East Kitchener  
 We have a wide variety of chemicals and products on display. Office Hours: Summertime: 8am-6pm • Wintertime: 9am-12pm, 1pm-5pm



## JULIA WEBBER

*Fish Farm Supply Co., Elmira*

**What is your specialty?** Fish Farm Supply Co. provides the pond and aquaculture industries with a wide range of products to enhance your water quality and ease of care. We aim to provide informed customer service with great products to ensure that your pond experience is the best it can be.

**What advice do you have for someone installing a backyard pond?** Do your research. A pond is not an inexpensive project, so make sure you are getting what you want. Also, decide what you plan to use the pond for. Are you planning to have fish? If so, you will want the pond to be at least 48 inches deep to keep fish in the pond over the winter in southern Ontario, deeper if further north.

**What is one myth about ponds?** The biggest myth that homeowners encounter is the idea that if a product worked for a friend or neighbour it will definitely work for them. Ponds are all very individual and unique so there is a chance that the product will work for you but it may not. I always recommend talking to a company that can help you find the right product for your pond and situation.



## PETE PRITCHARD

*PDR Picture Frames & Gallery, Waterloo*

**Tell us about your business:** Located in the heart of Uptown Waterloo, PDR Picture Frames and Gallery has been providing Waterloo, Kitchener, Cambridge and surrounding areas with the art of professional custom picture framing for over 35 years.

**How do you help people select the best frames for their art?** Choosing from thousands of wood mouldings, colours and finishes, we pay close attention to detail and find the exact moulding that enhances the art while understanding the preservation needs of the piece, including the right optical coatings of glass to reduce damaging UV light and added visual clarity.

**What sets you apart from your competitors?** PDR Picture Frames and Gallery is a family-owned business. We help you frame your art while paying close attention to detail and we have the experience and expertise in design and framing to guide you in choosing the best frame and matting to enhance your art. Framing memorabilia to hang in your home will enhance your life and complement your personality and lifestyle. We have one of the largest selections of frame mouldings to choose from, as well as competitive pricing and yet we maintain the highest quality in our industry. **OH**



# » SOURCE IT

THE NEW, NEAT, UNIQUE, AND FABULOUS  
IN THE REGION OF WATERLOO



### HEISLER HOMES

After 20 years and over 300 custom homes, Heisler Homes has proven itself as a leader in the custom home building industry. We have received multiple awards for our outstanding floor designs, beautiful bathrooms and functional kitchens. Heisler Homes is now using that experience to build top quality townhomes and singles on 40' lots. "We are bringing the custom home building experience and opportunities to all segments of the market". Unique craftsmanship, the highest of standards and premium custom finishes are what Heisler Homes embodies in all of our projects. We would also be pleased to design and build your dream home on your lot to your specifications.

Currently in Carriage Crossing we are building our highly sought-after executive townhomes with spacious single-detached homes on 40' lots to come in Phase 2.

Carriage Crossing is a neighbourhood with many desired features such as walking trails, golf course, sports fields, parks, walk to Italian Café, animal hospital, pharmacy and more.

**For more information go to [heislerhomes.ca](http://heislerhomes.ca) or visit our model home located at 302 Grey Silo Rd, Waterloo. Monday-Thursday from 4-7 p.m. and Saturday-Sunday from 1-5 p.m. or call Sandra Reier at 519.742.5800 ext. 2234. [sreier@coldwellbankerpbrr.com](mailto:sreier@coldwellbankerpbrr.com) (Please see ad on pg 2)**



### NEXT TIME AROUND

Welcome to Next Time Around. The Tri-Cities' largest furniture consignment store with over 10,000 square feet of gently used, mid-high end furniture and home décor in a variety of styles from traditional to contemporary and antique to modern. Pieces are carefully selected with the savvy shopper in mind and priced at 50-85% off regular retail pricing. The styles are always fresh and current with today's trends and displayed in an environment that will want you coming back for more. Next Time Around is also proud to be able to showcase items hand-crafted by talented local artisans. With new items arriving daily, you will want to shop often.

Next Time Around is your local retailer for Fusion Mineral Paint and Miss Mustard Seed's Milk Paint. They also carry upholstery grade textiles made by Woeller Group. Everything the Do-It-Yourself individual would want and need, including workshops on painting furniture, re-upholstery and more.

Come by to browse, find that missing piece, or change out your style completely.

Open 7 days a week at Southworks Mall in Cambridge.  
**64 Grand Avenue South Cambridge 519.740.NEXT(6398) [nexttimearound.ca](http://nexttimearound.ca) (Please see ad on pg 8)**




### THE RENOVATORS OF CANADA

The Renovators of Canada (T-ROC) has been providing awe inspiring renovations throughout Ontario since 2002. T-ROC has a reputation of putting customers and their homes first. Whether your project is a bathroom, kitchen, basement, or addition T-ROC has built a track record of top quality that exceeds our customers' expectations.

Together with quality and craftsmanship, we provide you with complimentary consultations, quotations, and solutions. To show our dedication, we provide a solid 10-year transferrable home renovation warranty guarantee. We perform yearly call backs and checkups with our customers to ensure our work's integrity. T-ROC is a fully licensed and insured contractor. We are Baeumler Approved, a member of the Canadian Association of Renovation, Home Services (CARAHS), a National Kitchen and Bath Association member and a member of the Better Business Bureau (BBB).

Become a customer of T-ROC and you will be connected to our online client software which will show you your entire work schedule, who's coming and when, the length of your project, before, during and after photos that you can share and allows you to follow your budget to be up to date with payments and project costs.

**Cambridge: 35 Raglin Road, Unit 5 | 519.900.6206 [trocanada.com](http://trocanada.com) [info@trocanada.com](mailto:info@trocanada.com) (Please see ad on pg 11)**



### XCLUSIVE ELEMENTS

Xclusive Elements is your #1 STOP for unique fashion, gifts and home décor! Owners Julielynn and Craig search globally to bring you exquisite finds that are sure to add that finishing touch to your space!

Our décor is constantly changing on a daily basis and features accents, custom arrangements, frames, hooks, lighting, wall décor and vases. In essence one never knows what unique treasure you will find!

The "climbing men," (shown above) make the perfect statement in any home or office space! The men can be arranged in many different orientations and are light weight which makes for endless possibilities!

All three of our stores also feature an amazing selection of Lampe Berger – Paris and NEW Parfum Berger! We encourage customers who are not familiar to ask for a demo – seeing is believing!

A new addition to our store(s) is men's / ladies fashion! Montreal Designers, Au Noir and Schwiing are constantly pushing the envelope with bold and daring designs! Be the trendsetter and make a statement...whether it's your home or wardrobe, a visit to Xclusive Elements is worth the trip!

With locations in Bayfield, St. Jacobs and NEW – Waterloo (outside the Shops at Waterloo Town Square). We look forward to your visit!

"We don't follow the trends... we set them!"  
**[xclusiveelements.com](http://xclusiveelements.com) (Please see ad on pg 11)**



# directory

OUR HOMES attracts the area's finest businesses to advertise in our pages, and utilize our unparalleled distribution and coffee-table appeal to market their products and services. We're making it easier for you, our readers, to become educated as you plan your home- and real estate-related purchasing decisions. View these business ads online at [ourhomes.ca/waterloo](http://ourhomes.ca/waterloo). The listings below are organized alphabetically by industry.

## ARTISANS, ARTISTS, ART GALLERIES & WORKSHOPS

Artefacts Salvage & Design, 25  
Kathie Jordan Design, 25  
PDR Picture Frames & Gallery, 47

## BUILDERS & NEW HOME DEVELOPMENT

Downie Management, 13, 15  
Heisler Homes, 2, 51  
Stonecroft Homes, 31  
The Renovators of Canada, 11, 51

## CARPETS, RUGS

Grand Valley Tile & Carpet, 7  
Silk Road Persian Rugs & Interiors, 15

## COUNTERTOPS, GRANITE & STONE

Greenville Soapstone Company, 47  
Heinz Custom Woodworking, 53  
Schweitzer's Plumbing Centre, 5

## DRYWALL, MILLWORK & MOULDINGS

Cambridge Dywall, 43

## ELECTRICAL

JPS Electric, 43

## FINE WOODWORKING, FURNITURE REFINISHING, CUSTOM FURNITURE & CARPENTRY

Artefacts Salvage & Design, 25  
Renown Cabinet Systems Inc., 31

## FLOORING, TILE, STAIRS, RAILINGS & TRIM

Grand Valley Tile & Carpet, 7

## FLORISTS, FLORAL DESIGN

Dutch Mill Flower Shop, 12

## HOME ACCENTS, HOME DÉCOR, FURNITURE & COLLECTIBLES

Artefacts Salvage & Design, 25  
Bauhaus Window Coverings & Draperies, 19  
Blinds Are Us, 33  
C & G Solid Wood Furniture, 33  
Heer's Paint & Decor, 53  
Home Furniture, 19  
Kathie Jordan Design, 25  
Leather By Mann Interiors, 3  
Natur Sleep, 4  
Next Time Around Inc., 8, 51  
PDR Picture Frames & Gallery, 47  
Smitty's Fine Furniture, 55  
The Art of Home, 25  
The Frugal Decorator, 33  
Xclusive Elements, 39, 51

## HOME IMPROVEMENTS & HOME RENOVATIONS

Imagine Your Home, 39  
Renown Cabinet Systems Inc., 31  
The Frugal Decorator, 33

## INTERIOR DECORATING & INTERIOR DESIGN

Beyond The Stage Homes, 15  
Sandi Loreen Duclos Interiors, 12  
The Frugal Decorator, 33

## KITCHEN & BATH

Heinz Custom Woodworking, 53  
Renown Cabinet Systems Inc., 31  
Schweitzer's Plumbing Centre, 5

## LANDSCAPE DESIGN, LANDSCAPING, LAWN & GARDEN

Perfect Image Property Maintenance, 49

## PAINTING & DECORATING

Studio 428 Design & Décor, 53  
Kathie Jordan Design, 25

## PLUMBING

Schweitzer's Plumbing Centre, 5

## POND MAINTENANCE & SUPPLIES

Fish Farm Supply Co., 31

## POOLS, SAUNAS, SPAS & LEISURE

Terry Howald Pools, 49

## REAL ESTATE

Antonio Nogueira - Re/Max Real Estate Centre, 27  
Cliff Rego Team - Re/Max Real Estate Centre, 56

## SERVICES

Perfect Image Property Maintenance, 49

## WINDOW FASHIONS

Bauhaus Window Coverings & Draperies, 19  
Blinds Are Us, 33

## WINDOWS & DOORS

Golden Windows, 13



**HEINZ**  
HEINZ CUSTOM WOODWORKING

519.669.9145  
85 Earl Martin Drive Unit#1 Elmira ON N3B 3L4  
[info@heinzcustomwoodworking.com](mailto:info@heinzcustomwoodworking.com) | [www.heinzcustomwoodworking.com](http://www.heinzcustomwoodworking.com)  
**QUALITY CUSTOM-MADE KITCHENS, VANITIES, WALL UNITS & CLOSETS**

## DESIGN • FURNITURE • ART • UNIQUE DÉCOR • BEDDING • TABLEWARE



**Studio 428**  
design & décor

WHERE your STYLE COMES HOME

[www.studio428design.com](http://www.studio428design.com) | [facebook.com/studio428design](https://facebook.com/studio428design)

428 GAGE AVENUE, KITCHENER | (519) 579-5225

OUR HOMES is committed to ensuring the businesses above appear under the correct headings. To make a correction, or to have your business listed under more than one heading, please email [tracie.zorzi@ourhomes.ca](mailto:tracie.zorzi@ourhomes.ca). To have your business listed in our Home Resource Directory, call us to advertise at 905.875.3509 or 905.699.0727.



finishing touch



1



2



3



4

# marble

noun | mar·ble | \ˈmār-bəl\

A hard crystalline metamorphic form of limestone, typically white with mottlings or streaks of colour, that is capable of taking a polish and is used in sculpture and architecture.



5



6



9



7



8



10

1. CURREY & COMPANY: Thompson Console Lamp, Brass 2. CB2: 2-Piece Marble Dip Server 3. KOHLER: Botticelli Vessel Sink 4. CB2: Marble Trivets 5. EQ3: Spot Wall Knob 6. CB2: Marble Wall-Mounted Shelf 7. ARTERIORS: Quirin Table 8. MADE GOODS: Caspan Stool/Side Table 9. JONATHAN ADLER: Brass Tic Tac Toe Set 10. WILLIAMS-SONOMA: White Marble Stand, Large OH

Let our interior decorators make your dreams come true



Durham Furniture  
Canada's Finest  
Solid Wood Construction



HANOVER SHOWROOM 170-3<sup>rd</sup> Street 519-364-3800

KITCHENER SHOWROOM 170 Gateway Park Drive 519-658-9313



# Luxury at its finest...

## EXCEPTIONAL HOME IN COMMUNITY LIVING



**\$1,799,900** Superior craftsmanship and impeccable finishes in this exquisite home with over an acre property. Enter the grand foyer with stunning central staircase, this home provides spectacular open concept layout with over 6,000 sq ft of living space. Large 2 storey great room boasts magnificent wall of windows. Gourmet chef's kitchen. Luxurious master with double door entry awaits you with spa-like ensuite. Finished basement an entertainer's delight. Marvel in professionally landscaped backyard oasis with pond, dining area and luxurious lounge area with firepit.

## THE UTMOST IN SOPHISTICATION



**\$1,389,900** Simply Stunning! This elegant home is finished from top to bottom with sophistication and elegance – nothing has been overlooked. Some of the many upgrades include 9' ceilings, Brazilian cherry hardwood and solid wood doors throughout, travertine marble in kitchen and entrance with ensuites for all bedrooms. The truly gourmet kitchen features extensive granite, server and pantry, and walk out to covered slate deck. Escape to your master suite with coffered ceilings, two sided fireplace, walk in closet and 5pc ensuite. The walk out basement is beautifully finished with hand scraped hardwood floor, rounded corners, California ceilings and full wetbar. Prepare to be impressed.

## ELEGANT HOME



**\$1,299,000** Grand home on over an acre with double car garage and 7 car driveway. Beautiful open concept design boasting fine features and finishes – granite and hardwood floors, formal dining room, California ceilings with recently upgraded kitchen with dark maple cabinets, includes dual fridge and centre island overlooking family room. Travel up gorgeous staircase to 4 large bedrooms including master suite with stunning 5 piece ensuite boasting large walk-in shower. Retreat to the finished basement for additional family enjoyment in any of the 4 rec rooms. Great loft above garage offers a 5th bedroom or nanny suite. Lounge around the beautiful in-ground swimming pool or play basketball or tennis on your very own fully fenced court with lighting system!

## BEAUTIFUL COUNTRY SETTING



**\$1,279,000** Breathtaking custom built country estate on 2.6 acres of stunning landscaped property. Arrive down a long winding driveway to your private piece of paradise. Chef's kitchen flaunts granite countertops, stainless steel appliances including stacked ovens, and centre island. Gleaming hardwood throughout this home. 1300 sq ft lower level offers 3 pc, office, exercise room and rec room with fireplace. Incredible backyard features a large deck overlooking kidney shaped pool, hot tub and cedar cabana. This property is truly stunning from the inside out and is one you'll be proud to call home.

## EXQUISITE PUSLINCH LAKE HOME



**\$1,199,000** Splendid executive home situated in Irish Creek Estates. This exclusive gated community is on Puslinch Lake, minutes to Hwy 401 and Townline Rd in Cambridge. This exquisite home is finished with the finest materials and craftsmanship. From the river rock granite counter tops to the cherry cabinets and hardwood throughout, heated floors, steam shower, main floor master with fireplace and walk out to custom salt water pool and hot tub area. Lower level contains a spacious home theatre room, exercise area, 3 pc bath and bedroom and walk out to ½ acre of privacy. Extensive landscaping highlights the beauty of this property and community. Use of tennis courts plus exclusive use of shared boat dock.

## PICTURESQUE ESTATE



**\$999,900** Stunning bungalow estate on over an acre of beautiful landscaping and luxury amenities. Open concept main level boasts over 2700sqft of grand finishes. Upgraded kitchen with stainless steel appliances and island overlooking dinette with large windows and gas fireplace. All three bedrooms offer individual ensuites with the master bath featuring a gorgeous 5 piece with soaker tub & shower. Marvel at the incredible grounds with a beautiful pond surrounded by armour stone and 2 waterfalls. Enjoy the seasons on the large concrete patio, hot tub, in the gazebo, or relaxing by the pond side campfire.

## LUXURIOUS BUNGALOW WITH MEZZANINE



**\$959,900** This magnificent bungalow is a home owners dream. Featuring an elegant dining room, open living room w/ warm gas fireplace, and a kitchen w/ built in appliances & island w/ wine rack. The main floor features vaulted ceilings, travertine and hardwood floors throughout, optional pillars, large bright front home office, spare bedroom, and master bedroom w/ his/hers closets and lrg 4 pc ensuite with Jacuzzi tub. Loft style upper floor includes open mezzanine and a large bedroom w/ gas fireplace and 3pc. ensuite. Beautifully finished basement w/ heated floor throughout, pot lights, 9ft. ceilings, cold cellar, and bedroom w/ 3pc. ensuite and walk-in closet.

## LUXURY COMMUNITY LIVING



**\$849,000** Gorgeous home on stunning 2 acres. Custom built with triple car garage, crown moulding, 9ft ceilings, California shutters and wainscoting. Kitchen boasts cherry cabinetry, granite countertops and breakfast bar. Spacious upper level offers rec room, 4 bdms and two 5pc bathrooms incl ensuite w Jacuzzi, large tile shower and double sinks w quartz countertops. Separate entrance to basement offers second office, gas fireplace and powder room. Beautiful fenced yard creates private oasis w custom salt water pool, hot tub, stamped concrete patio and cabana surrounded by professional landscaping & armour stones.

For a full list of all our Luxury Homes visit  
<http://cliffregoteam.com/luxury>

Direct: 310-REGO (7346)

[info@cliffregoteam.com](mailto:info@cliffregoteam.com) • [www.cliffregoteam.com](http://www.cliffregoteam.com)

Cambridge: 200 Hespeler Road N1R 3H3

Kitchener: 720 Westmount Road East N2E 2M6

Guelph: 1499 Gordon Street N1L 1C9

**CLIFFREGO**  
TEAM.COM

WATERLOO REGION'S #1 REAL ESTATE TEAM\*

\*RE/MAX Canadian Statistics 2013, 2014, 2015, Residential Commission, markets with populations between 50,000-150,000 (18 sales representatives)

**RE/MAX** Real Estate Centre Inc., Brokerage  
Each Office Independently Owned and Operated



Cliff Rego, Broker

Residential Homes Sales & Purchases • New Home Developments  
Luxury Properties • Income Property Professionals  
#1 Team in Waterloo Region 2013 - 2015